



Collaborating for a Sustainable Energy Future – Oakville's Community Energy Strategy

Michelle McCollum, Chair, Future Energy Oakville



Community Energy Strategy

Goals

By 2041



Inc. efficiency by 40%

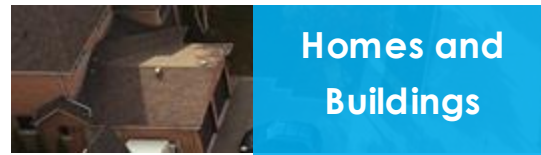


Reduce GHG by 50%



\$7B in savings

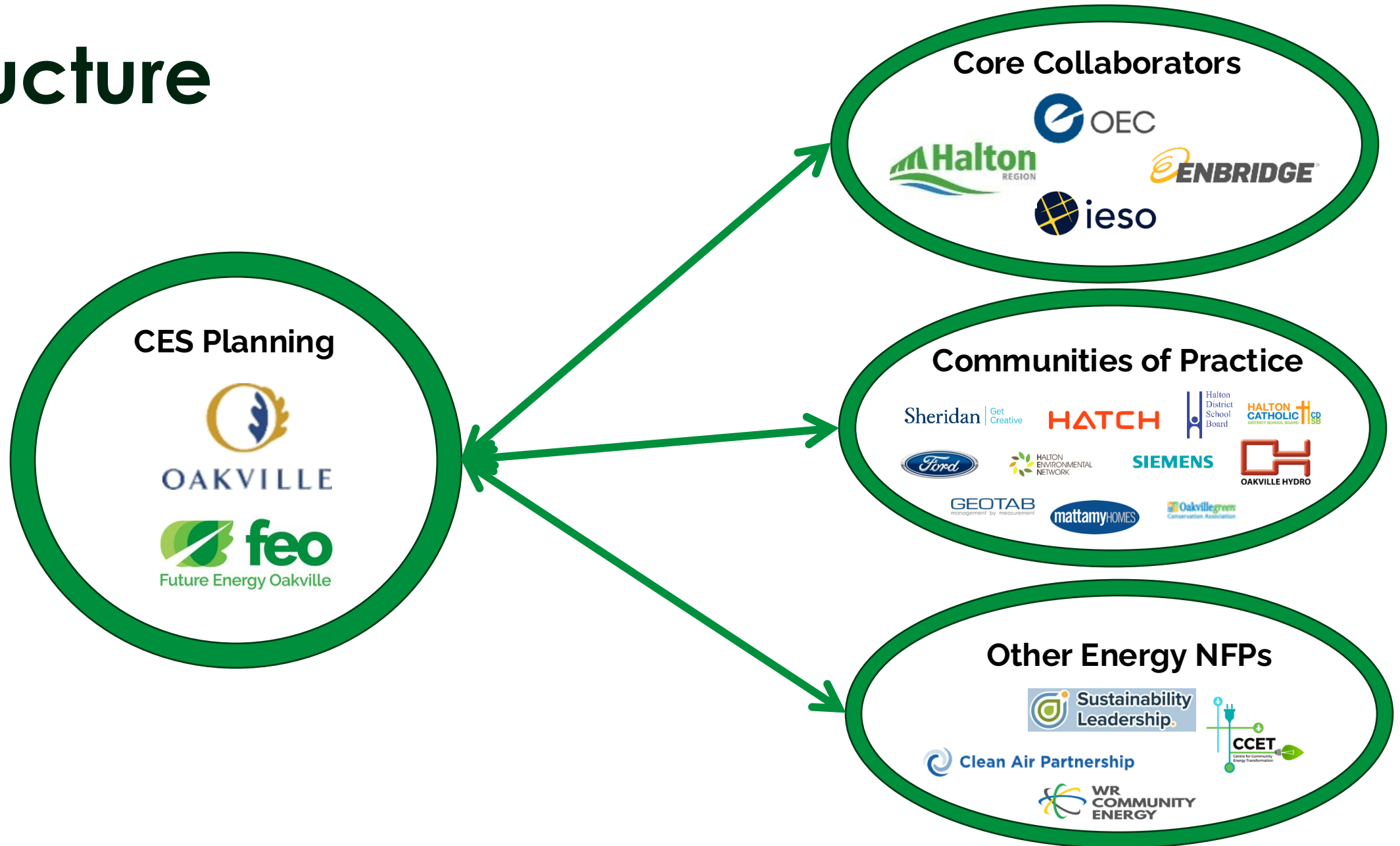
Strategic Directions



Priority Projects


- Increase efficiency of existing & new homes & buildings
- Proliferate best practice to all local industry
- District energy
- Solar Hot Water
- Solar Power Rooftops
- Transit Oriented Developments
- Reduce Ave Trip length
- Increase trips walking, cycling, GO train
- Use electric vehicles
- Vehicle efficiency

Structure

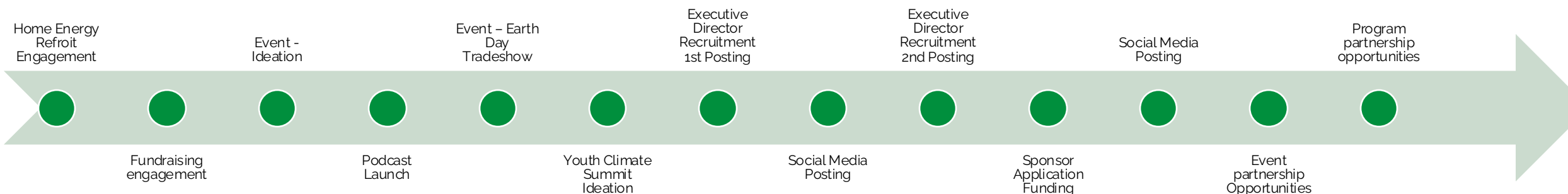


2024 Actions to date

FEO Board



FEO



Development Plan

- Engaged Global Philanthropic in March 2024
- Conducted reviews, analysis and interviews
- Report completed in June 2024
- Key recommendations
 - Clarify our priorities – identify
 - Build strategic partnerships with key organisations
 - Apply for charitable status
 - Apply for applicable grants and support opportunities

Opportunities and Challenges

- The Oakville community are passionate about sustainability and aligned in the need for urgent action towards energy transformation
- Industry stakeholders believe in our mission, but they don't see a return on investment from a fundraising perspective
- Interim Executive Director moved on to a new opportunity in June 2024
- We are struggling to hire a qualified, experienced Executive Director with the current context of low salary, precarity, and lack of resources
 - We have had a number of strong, interested candidates, but pay has consistently been a barrier

Financial Data

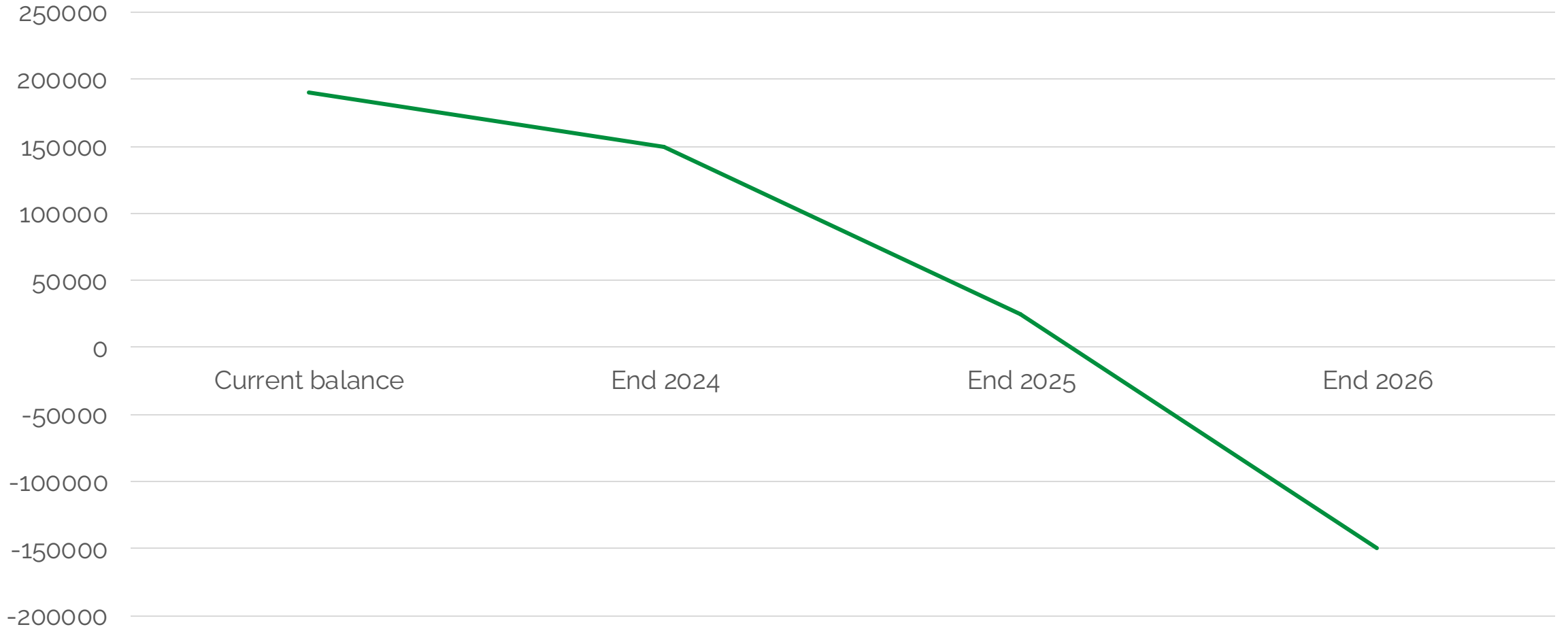
	2023 Actuals	2024 Budget	2024 YTD (9 months to Sep 30, 2024)
Revenues	108,165	215,000	99,100
Expenses	112,369	253,306	91,278
Surplus / (Deficit)	(4,204)	(38,306)	7,822

REVENUE BREAKDOWN	2024 Budget	2024 YTD
Sponsorship	110,000	50,000
Town of Oakville	100,000	49,100
Events	5,000	0
Total	215,000	99,100

EXPENSES BREAKDOWN	2024 Budget	2024 YTD
Salaries	89,886	37,226
Other	163,420	54,053
Total	253,306	91,278

Financial Projection

Balance plus Revenue less Expenses



Current Funding and Future Needs

- Town Funding to date
 - 2020 - \$100,000
 - 2021 - \$100,000
 - 2022 - \$50,000
 - 2023 - \$50,000
 - 2024 - \$50,000 (still to be released)
 - 2025 - \$50,000 proposed
- Significant additional funding is required to fulfill mandate and provide financial sustainability
 - With a number of failed searches, sufficient, ongoing funding is required to ensure that we can hire an Executive Director

Funding needs going forward

- To fulfill our mandate, it has become clear that we need more resources and financial stability.
- Ideal estimated resource needs are:
 - Executive Director - \$180,000 including salary and benefits
 - Program manager - \$120,000 including salary and benefits
 - Events/communications manager - \$100,000 including salary and benefits
 - Plus \$50,000 in consulting and other costs
- Total \$450K
- Each year for three consecutive years depending on new funding sources

Funding needs going forward

- Recognising current funding constraints, alternative option...
 - Executive Director - \$180,000 including salary and benefits
 - Events/communications manager - \$100,000 including salary and benefits
 - Plus \$20,000 in consulting and other costs
- Total \$300K
- For three consecutive years depending on new funding sources

Next Steps

- Work with Town Staff to discuss metrics, deliverables and review agreement between the Town of Oakville and FEO
- Discuss role in development of updated community energy strategy
- Hire an Executive Director
- Continue to explore opportunities to partner with aligned organisations such as the Centre for Community Energy Transformation based in Peel Region in programming and events



Thank You

