



# Parks, Recreation and Library Master Plan

Community Engagement Report (2023)



OAKVILLE



Oakville  
Public  
Library

# Honouring the Land and Territory

Oakville, as we know it today, is rich in the history and modern traditions of many First Nations. From the lands of the Anishinaabe, to the Attawandaron and Haudenosaunee, these lands surrounding the Great Lakes are steeped in First Nations history. As we gather today on the sacred lands of Treaties 14 and 22, we are in solidarity with Indigenous brothers and sisters to honour and respect Mother Earth, the original nations of the trees and plants, the four legged, the flyers, the finned and the crawlers as the original stewards of Mother Earth.

We acknowledge and give gratitude to the waters as being life and being sacred and to the carriers of those water teachings, the females. We acknowledge and give gratitude for the wisdom of the Grandfathers and the four winds that carry the spirits of our ancestors that walked this land before us.

The Town of Oakville is located on the Treaty Lands and Territory of the Mississaugas of the Credit. We acknowledge and thank the Mississaugas of the Credit First Nation, the Treaty holders, for being stewards of this traditional territory.

# Acknowledgements

We are grateful for the input provided on the Parks, Recreation and Library Master Plan by our engaged residents, community groups, and partners. We also acknowledge the thoughtful input from Town of Oakville elected officials and staff. The plan will be designed to build upon our shared values and address our key priorities as a dynamic and growing municipality.

## **Town of Oakville Council (2022-26)**

Mayor Rob Burton

Ward 1 Councillors Sean O'Meara and Jonathan McNeice

Ward 2 Councillors Cathy Duddeck and Ray Chisholm

Ward 3 Councillors Janet Haslett-Theall and Dave Gittings

Ward 4 Councillors Allan Elgar and Peter Longo

Ward 5 Councillors Jeff Knoll and Marc Grant

Ward 6 Councillors Tom Adams and Natalia Lishchyna

Ward 7 Councillors Nav Nanda and Scott Xie

## **Master Plan Project Committee**

Colleen Bell, Commissioner, Community Services

Tara Wong, Chief Executive Officer, Oakville Public Library

Chris Mark, Director, Parks and Open Space

Julie Mitchell, Director, Recreation & Culture

Jennifer McPetrie, Senior Manager – Planning & Development, Recreation & Culture

Darryl McWilliam, Manager – Support Services, Recreation & Culture

## **Project Consultants**

Monteith Brown Planning Consultants Ltd.

MJMA Architecture & Design

Tucker-Reid & Associates

Ron Koudys Landscape Architects

Rose Vespa Consulting

Largo Facility Management

# Table of Contents

<b>1. Overview</b>	<b>1</b>
1.1 About the Master Plan	1
1.2 Purpose of this Community Engagement Report	1
1.3 Public Engagement Overview	2
<b>2. Community Survey</b>	<b>3</b>
2.1 Overview	3
2.2 Profile of Respondents	3
2.3 Participation	7
2.4 COVID-19 Pandemic	12
2.5 Community Centres and Arenas	14
2.6 Parks	19
2.7 Public Libraries	21
2.8 Facility Priorities	25
2.9 General Statements	28
<b>3. Public Open Houses</b>	<b>30</b>
3.1 Overview	30
3.2 Key Themes	31
<b>4. Stakeholder Input</b>	<b>33</b>
4.1 Overview	33
4.2 Strengths	34
4.3 Trends and Barriers	35
4.4 Pandemic Recovery	36
4.5 Facility Needs	37
4.6 Looking Ahead	38
<b>5. Other Public Engagement Initiatives</b>	<b>39</b>
5.1 Town of Oakville Citizen Survey (2022)	39
5.2 Council Strategic Plan and Business Plan (2023)	40
5.3 Oakville Public Library Survey (2021)	43
<b>6. Considerations for the Master Plan</b>	<b>48</b>
<b>Appendix A: Community Survey Results</b>	<b>A-1</b>
<b>Appendix B: Record of Input from Public Open Houses</b>	<b>B-1</b>
<b>Appendix C: Stakeholder Group Listing</b>	<b>C-1</b>
<b>Appendix D: Promotional Material Samples</b>	<b>D-1</b>

# 1. Overview

## 1.1 About the Master Plan

Once complete, the Parks, Recreation, and Library Master Plan will present a sustainable long-term strategy for the delivery of facilities and services that are responsive to the current and future needs of Oakville’s growing and diverse population. The plan will strategically guide the Town of Oakville and Oakville Public Library (OPL) for the next ten years, with a planning horizon that considers major capital needs until the year 2051 in alignment with the latest provincial growth policies.

The overarching goal of the master plan is to ensure the town's facility portfolio is responsive to the current and future needs of the community. The plan is a comprehensive, evidence-based exercise grounded in:

- Public and stakeholder input – residents are being engaged through open houses and surveys, while stakeholders have been invited to workshops
- Demographic analysis – how and where Oakville is growing, changes in age, ethnicity, income, etc.
- Research and trends – examining best practices, participation trends and usage levels, facility condition, etc.

The development of the plan is a collaborative effort between various stakeholders, including community members and service providers that have been engaged in articulating key priorities and potential future outcomes of the plan.

## 1.2 Purpose of this Community Engagement Report

Public and stakeholder engagement is a foundational element of the Parks, Recreation and Library Master Plan, providing insight into local trends, needs, and priorities. This Community Engagement Report provides a summary of the consultation undertaken to date so that it may be considered in the preparation of the draft master plan.

The consultation process was designed to engage individual users and non-users of parks, recreation, and library facilities, as well as organizations that provide and/or advocate for these services. The consultation process included various types of activities through which residents could share their views. This



multi-pronged approach aimed to enhance access to engagement and promote broad representation.

This report is a compilation of the individual feedback summaries that provide a more detailed account of the input collected during each consultation activity. Additional consultation will be undertaken to test and refine the draft master plan in Q2 2024.

## **1.3 Public Engagement Overview**

The engagement tactics included three key elements:

- a community-wide survey;
- public open houses; and
- targeted stakeholder consultation.

Additionally, relevant public engagement from recent municipal initiatives have been summarized and taken into consideration.

A project-specific webpage was established on the town's website to promote the master plan. The website provided information about the project and ways to get involved, including a link to the survey. Emails addresses were also made available for residents and organizations to provide written input if desired.

Additionally, a series of interviews and workshops were held with members of Town Council, the Oakville Public Library Board, and all levels of staff across the municipality. The information collected through these forums is not summarized herein, but has been used to inform the key observations and development of the master plan.

## 2. Community Survey

### 2.1 Overview

To support the development of this master plan, the Town of Oakville hosted an online community survey that was available over a period of nearly seven weeks in April and May 2023. The survey was promoted through a variety of means (e.g., email blasts, social media, traditional media, roadside signs, posters, etc.) and was available through the project website.

A total of **2,050 unique responses** (representing approximately 6,400 residents) were received. The response rate is strong and – when combined with other consultation tactics and inputs – provides a solid basis for future planning. Being a voluntary, self-directed survey, response rates varied by question.

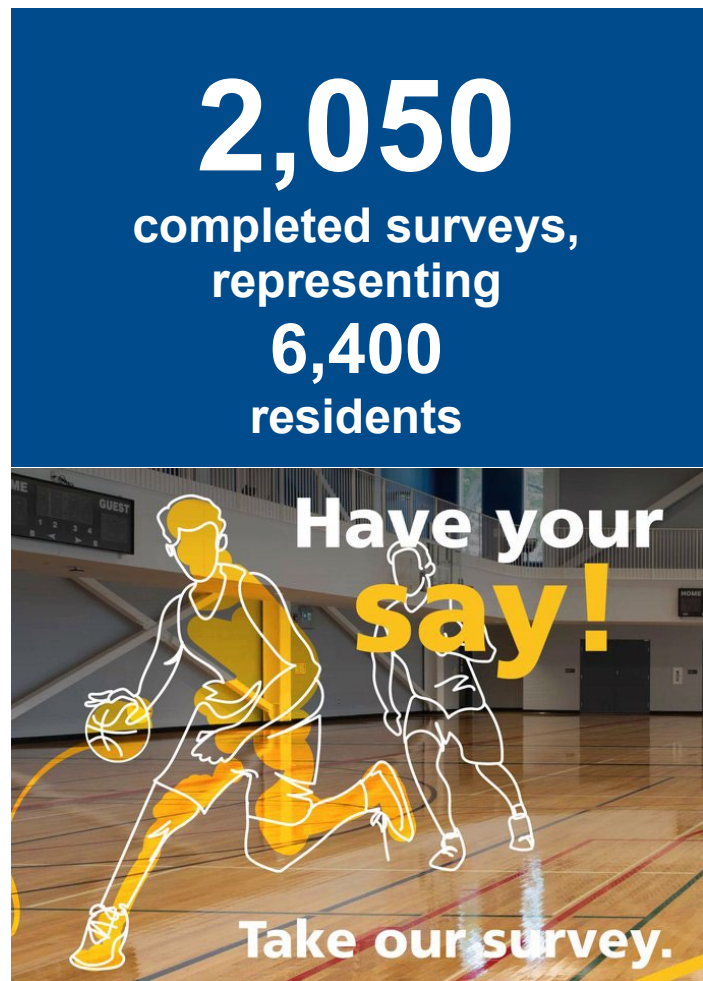
The purpose of the community survey was to elicit information on the parks, recreation, and library preferences of Oakville residents. Specifically, the survey gathered information regarding: participation rates in a variety of sports and activities; barriers to activity; facility usage and satisfaction levels; program suggestions; participation outlook as we emerge from the COVID-19 pandemic; priorities for facility investment; and opinions on various statements.

The key findings from the survey are summarized below. Full survey results have been provided in **Appendix A**.

### 2.2 Profile of Respondents

The survey collected high-level information on the socio-demographic composition of respondents to ensure representativeness and enable deeper analysis. Key findings include:

- 96% of respondents reporting living in Oakville. For those living elsewhere, Burlington, Mississauga, and Milton were common responses.
- 70% of respondents have lived in Oakville for more than ten years. 15% have moved to Oakville within the past five years, while 16% have lived locally for five to ten years.



- The survey received responses from across the entirety of Oakville. Compared to actual rates, the survey attracted a slightly greater proportion of responses from L6J (southeast) and a slightly lower proportion from L6H and L6M (northeast and northwest).

Figure 1: If you live in Oakville: What are the first three characters in your postal code? (n=842)

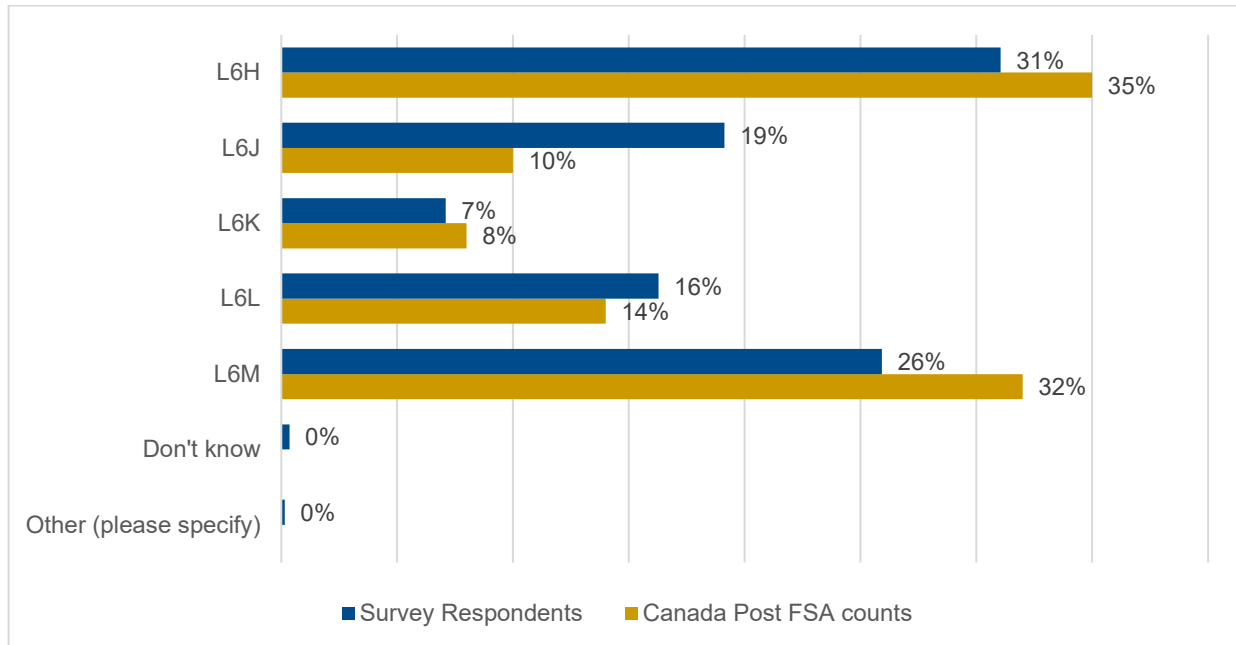
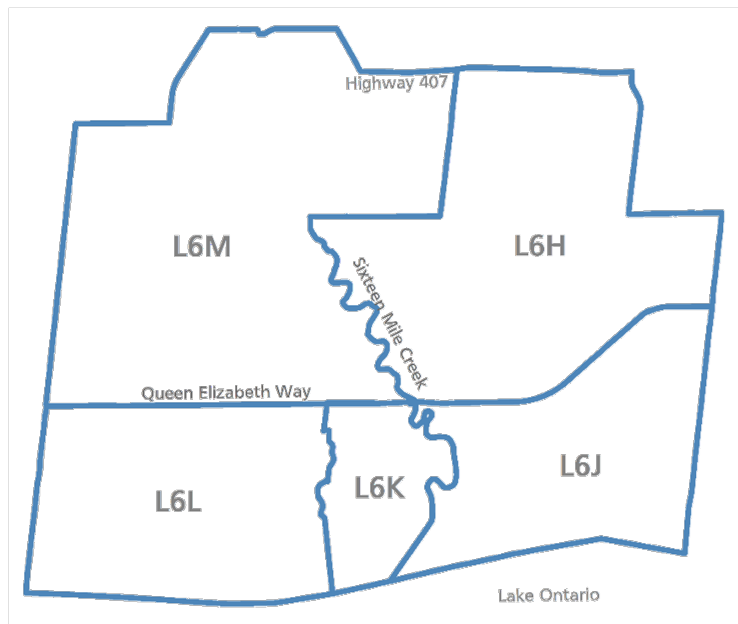


Figure 2: Forward Sortation Areas, Town of Oakville

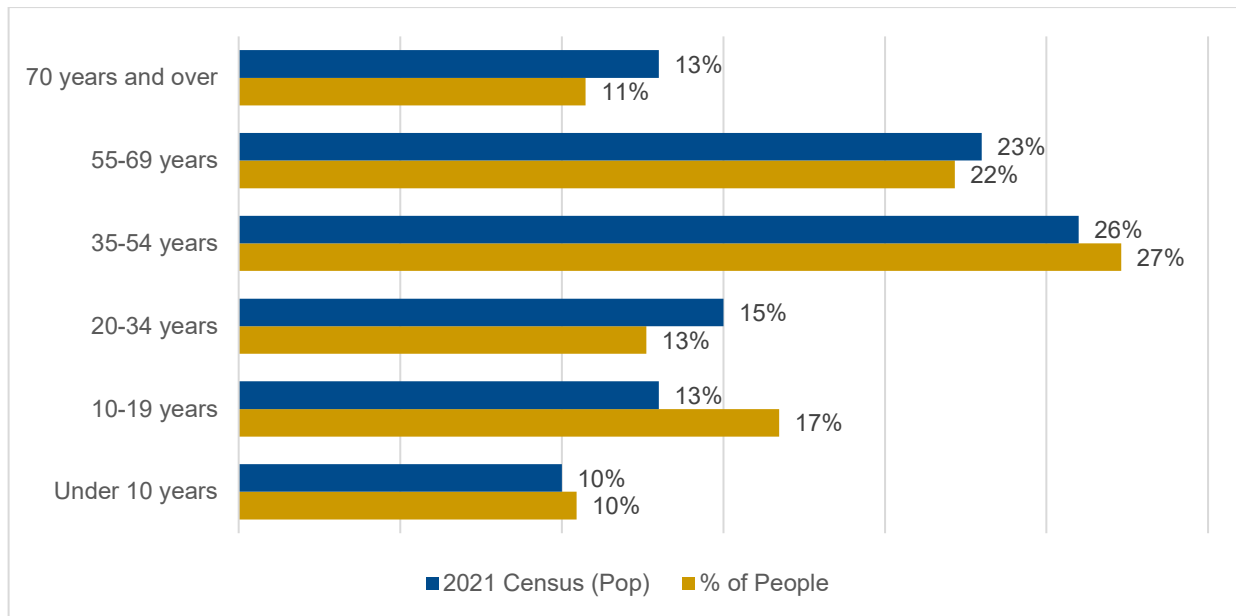


- The average household size was 3.1 persons, slightly higher than the Town’s average of 2.9 persons per private household (2021 Census).



- One-out of two (50%) respondents identified that their household as a “couple living with children”, followed by over one-quarter (27%) being a “couple with no children”. Overall, about 69% of respondents have children within their households, while 37% do not (4% did not answer).
- Despite slight over-representation of young families in the survey (common in surveys of this nature), the age distribution of respondents was overall very similar to Oakville’s Census population.

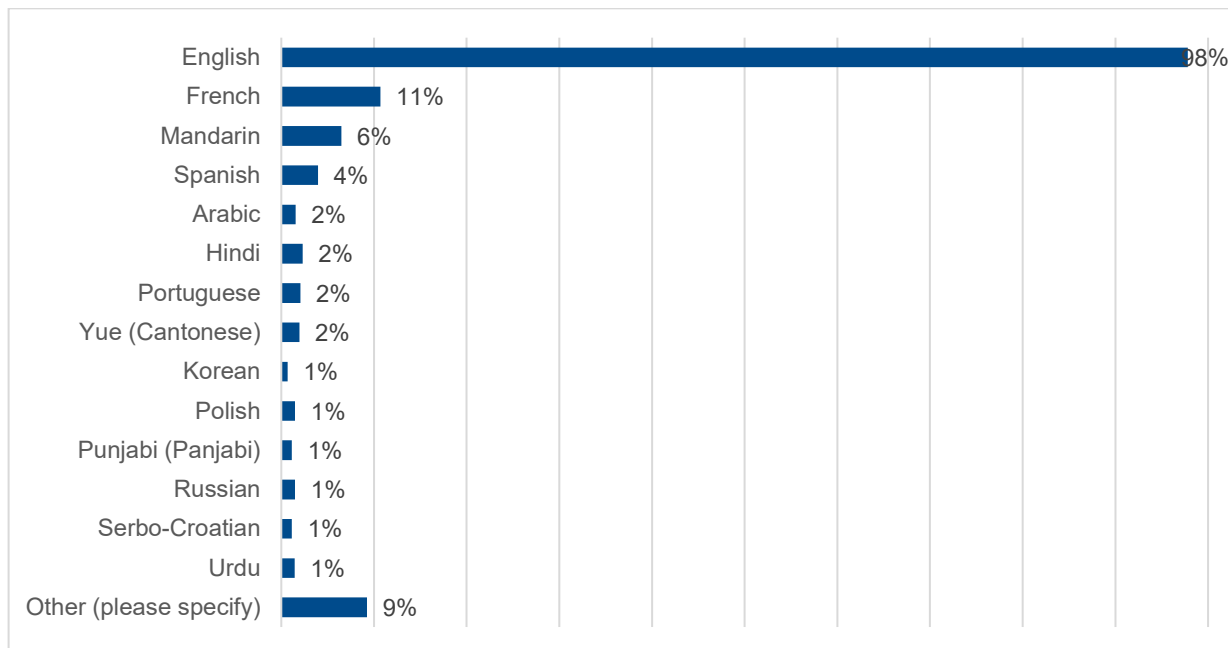
Figure 3: Including yourself, identify the total number of persons within your household by age group. (n=1690)



- One out-out of ten respondents (10%) identified as a person with a disability (note: Disability covers a broad range and degree of conditions, and may be temporary, sporadic or permanent).

- As the survey was provided in English-only, it is not surprising that 97% of respondents indicated that English was a top language spoken most often in their homes. Other common languages are shown in the following chart.

Figure 4: What languages are spoken in your household? (select up to three) Note: The following list contains the languages spoken most often at home in Oakville according to the 2021 Census of Canada. (n=1762)



Note: Top “other” responses included Italian, German, and Ukrainian.

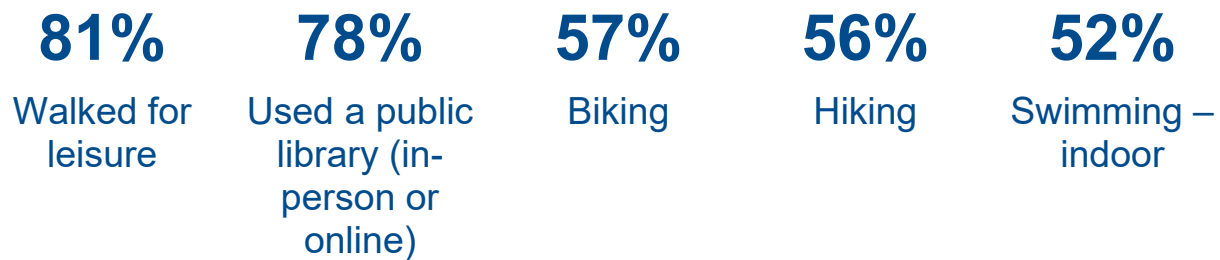
In diving deeper into the survey data, it became apparent that the findings were similar across certain subsets of the sample. Notably:

- respondents with **younger household profiles** (i.e., having children and youth living at home) were also more likely to live in L6H (northeast Oakville), have lived in Oakville for 10 years or less, and speak a second language other than English; and
- respondents with **older household profiles** (i.e., no children and youth living at home) were also more likely to live in L6L (southwest Oakville), have lived in Oakville for more than 10 years, identify as a person with a disability, and speak English-only.

## 2.3 Participation

To establish a participation profile, respondents identified those parks, recreation, and library activities that their household has participated in over the past five years (including the time before the COVID-19 pandemic). The top activities indicate that casual, self-directed activities are among the most accessible for town residents.

Figure 5: Most Popular Parks, Recreation and Library Activities in Oakville



The following figure displays the full list of activities and household participation rates. In addition to the top five activities, the following pursuits were mentioned by at least one in four respondents:

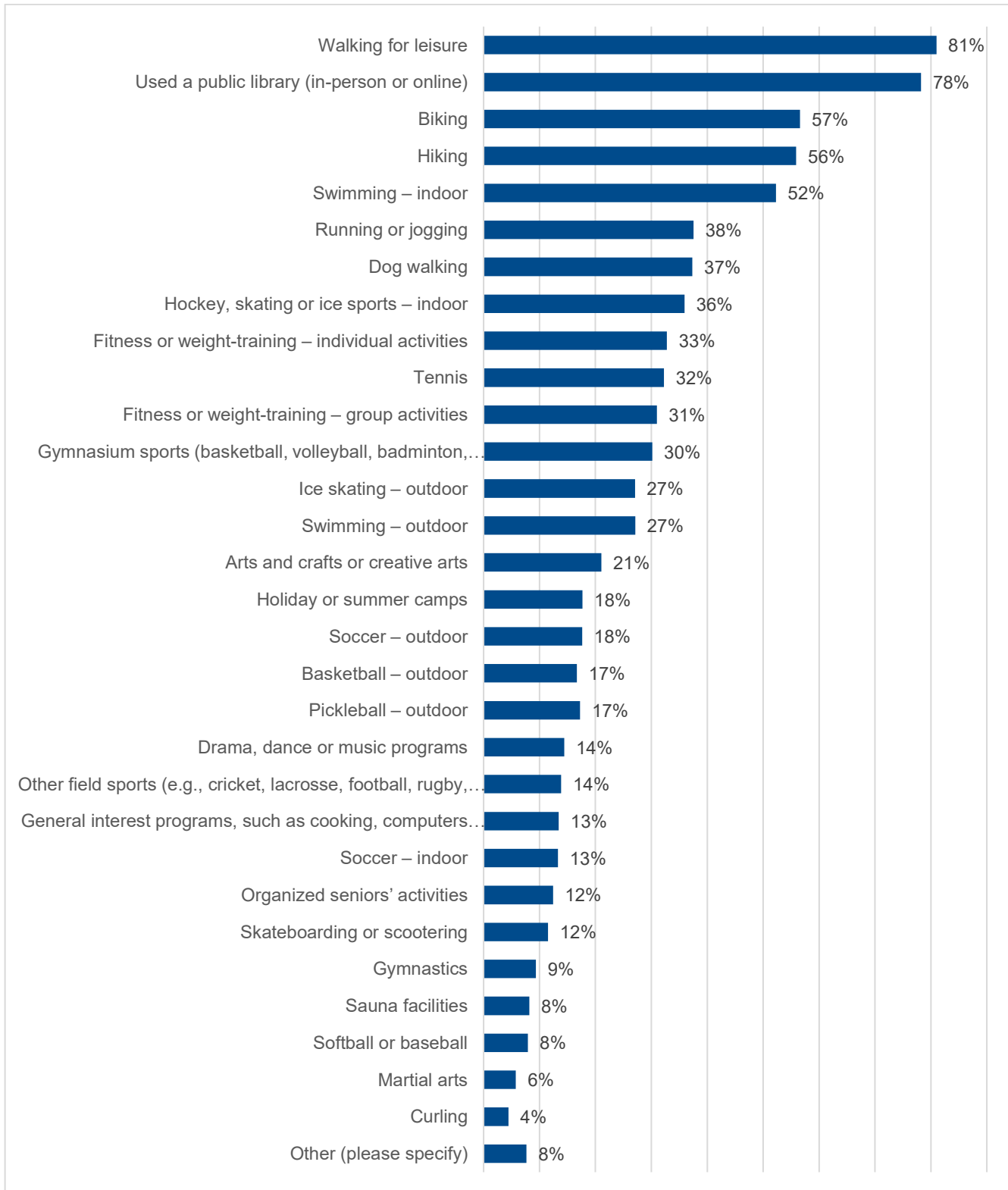
- running or jogging (38%)
- dog walking (37%)
- indoor hockey, skating or ice sports (36%)
- fitness or weight-training – individual activities (33%)
- tennis (32%)
- fitness or weight-training – group activities (31%)
- gymnasium sports such as basketball, volleyball, badminton, pickleball (30%)
- ice skating – outdoor (27%)
- swimming – outdoor (27%)

This indicates demand for a mix indoor and outdoor organized/structured recreation, in addition to unstructured outdoor activities. Interestingly, lower participation activities were those that tend to be done on an individual basis (as opposed to teams) or those that have more niche appeal, such as curling, martial arts, or use of sauna facilities.

The range of activities also reflects the presence of various age groups in the community. For example, households with younger profiles were more active across almost activity types (except for organized seniors' activities), while walking for leisure is more likely to appeal to all age groups. Conversely, respondents with older household profiles were more likely to report participating in seniors' activities, but less likely to participate in more active sports and outdoor activities.

Also of note, households that speak a second language other than English were more likely to report participating more frequently in indoor swimming, tennis, and camps. English-only speaking households were more likely to report participating in dog walking and organized seniors' activities.

Figure 6: In the last five years (including before the COVID-19 pandemic), have you or anyone in your household participated in any of the following activities in Oakville or elsewhere? (Select all that apply). (n=2046)



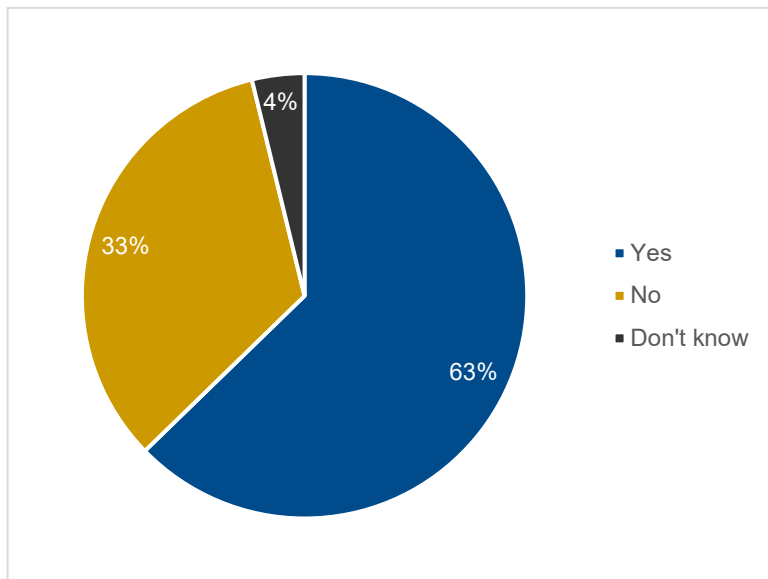
Note: Top “other” responses included rugby, squash, paddling, yoga, and golf

The survey found a few differences in participation rates across Oakville. For example:

- households residing in L6J (southeast Oakville) were more likely to participate in tennis;
- households residing in L6K (south central Oakville) were less likely to participate in many activities (notably indoor ice sports), but more likely to participate in organized seniors' activities; and
- households residing in L6L (southwest Oakville) were less likely to participate in indoor swimming.

Respondents were asked if they are able to participate in parks, recreation, and library facilities activities as often as they would like. One-third (33%) indicated that they are not able to participate as often as they would like and were subsequently asked about barriers to participation.

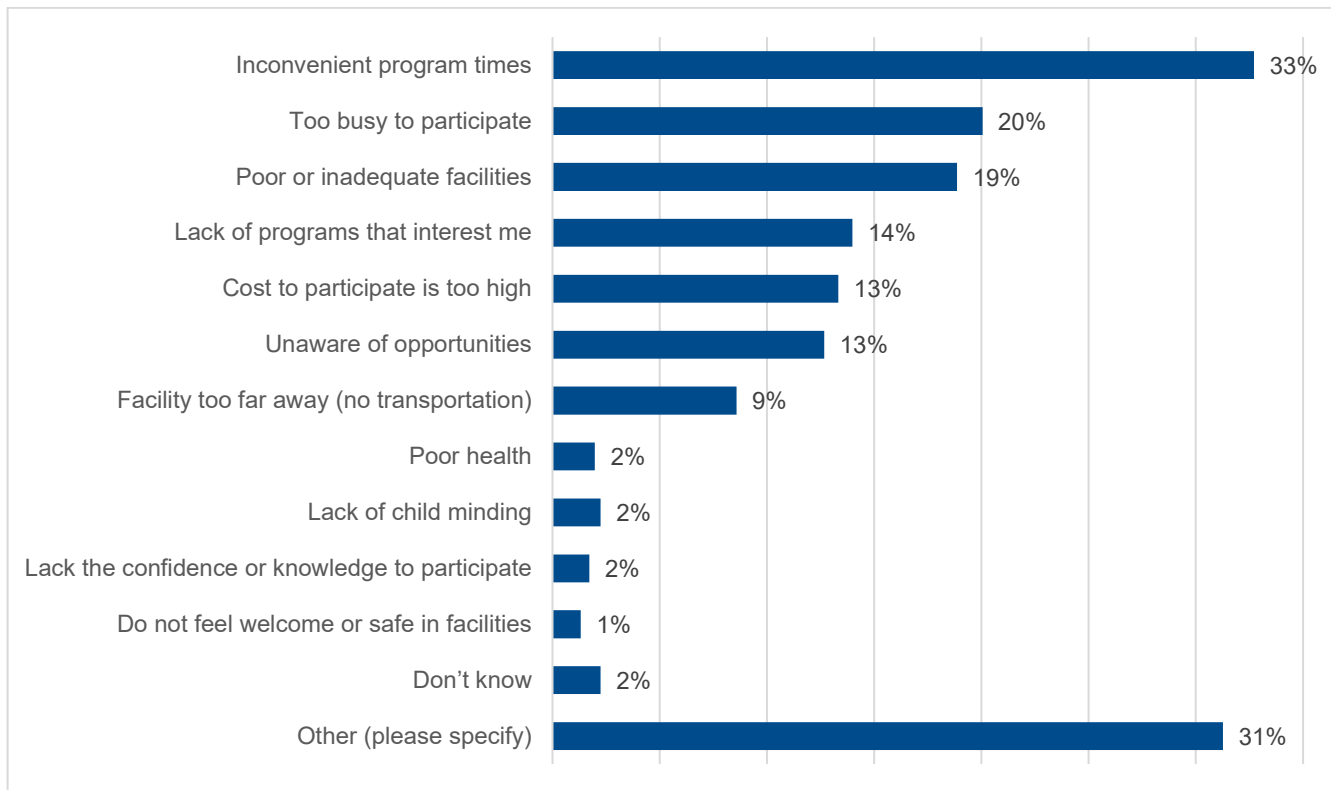
Figure 7: Are you and members of your household able to participate in parks, recreation and library facilities activities as often as you would like? (n=2050)



For those unable to participate as often as they would like, the most common barriers included:

- inconvenient program times (33%)
- too busy to participate (20%)
- poor or inadequate facilities (19%)

Why are you not able to participate in parks, recreation and library activities as often as you would like? (select up to two) (n=758)



Note: Most “other” responses involved themes of facility spaces and programs booking up quickly, a lack of facility space, and insufficient program capacity.

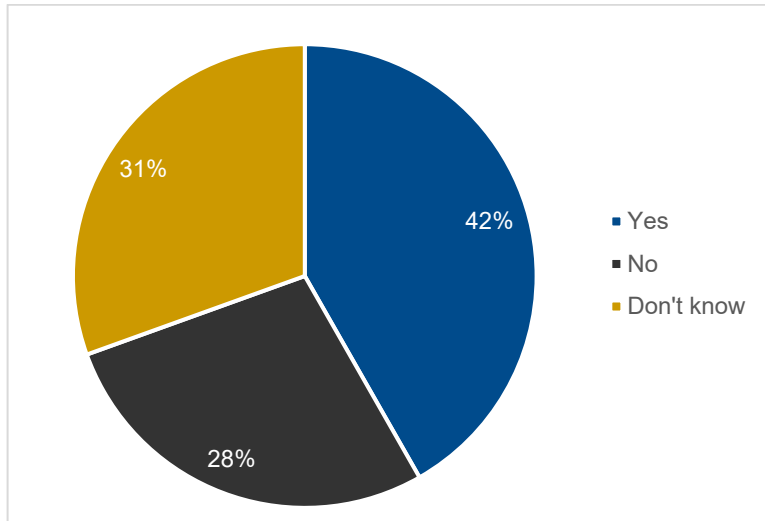
The cross-tabulation analysis found that respondents reporting that they are unable to participate in activities as often as they would like were more likely to:

- participate in gymnasium sports and outdoor pickleball;
- indicate that recreation facilities are too crowded and busy, that they do not have the features and amenities they need, that that hours of operation need improvement, and that more recreation and library programming is needed (including more variety and at better times);
- be seeking more indoor activity spaces and more active park amenities; and
- indicate that parks and recreation programs are not affordable.

Households with younger profiles were more likely to cite busyness and inconvenient program times are barriers to participation. Also, those that use private recreation facilities or facilities outside of Oakville were more likely to select poor or inadequate facilities as a reason for not participating. And respondents reporting that they identify as a person with a disability were more likely to indicate that high costs and lack of programs were barriers to participation.

Respondents were asked if there are any parks, recreation, and library programs that they would like to see provided in Oakville that are not currently available. Over two-fifths (42%) identified specific programs that they would like offered or offered more frequently.

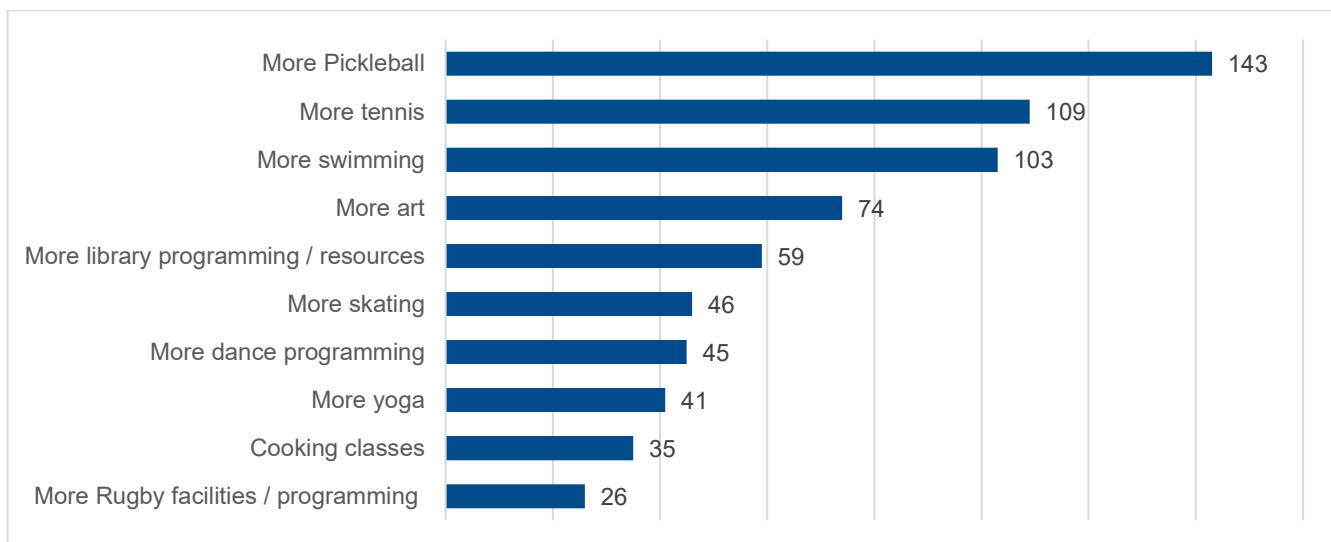
Figure 8: Are there any parks, recreation, and library programs that you or members of your household would like to see offered in Oakville that are not currently available? (2026)



Households that speak a second language other than English, as well as households that have moved to Oakville in the past ten years, were more likely to indicate that they are seeking more parks, recreation, and library programs.

The most common requests to this open-ended question are shown below, led by more pickleball, more tennis, and more swimming.

Figure 9: What programs would you like to see offered? (n=1001) – top ten responses



### Considerations for the Master Plan:

Oakville is an active community. Most residents take part in a variety of casual, self-directed leisure activities (e.g., walking, biking, hiking, swimming, etc.) and use the Oakville Public Library.

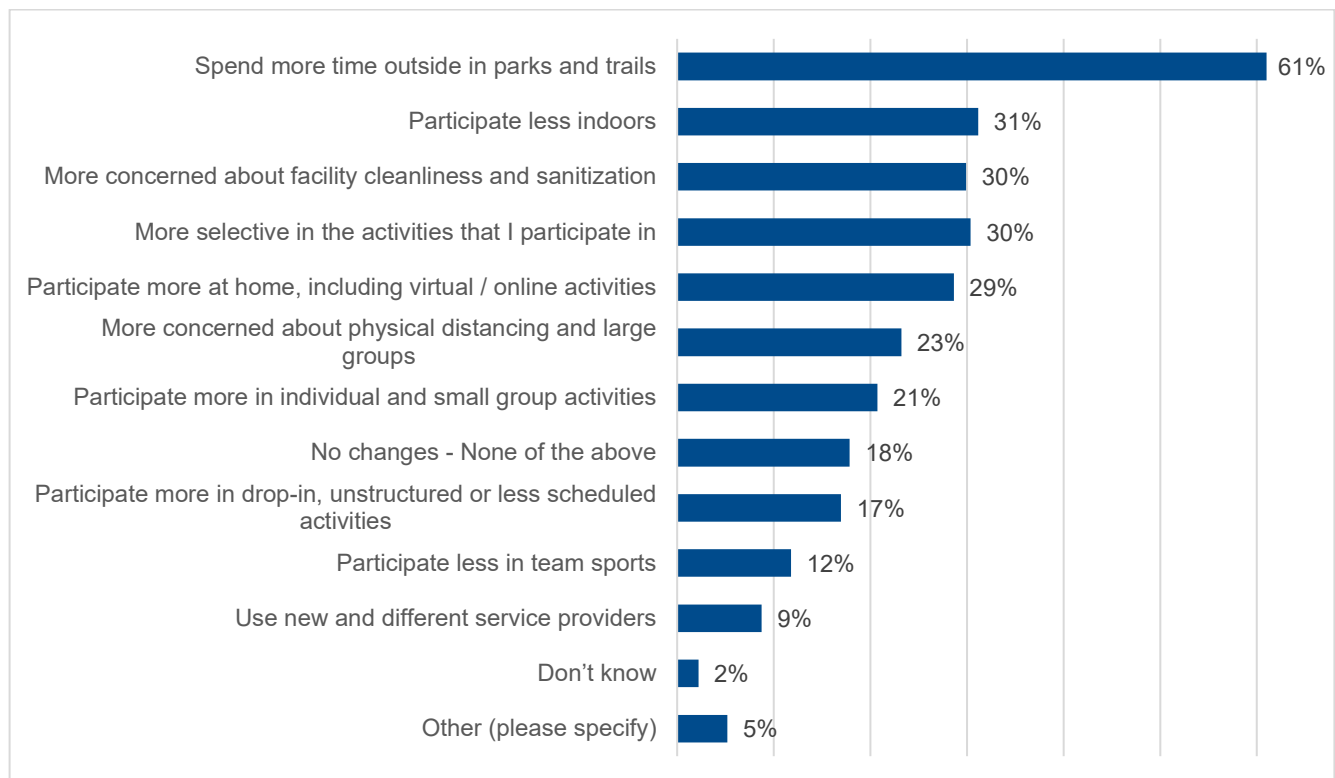
Most households can participate as often as they would like, suggesting strong satisfaction with existing opportunities and low barriers to entry. For those experiencing barriers, it is notable that poor or inadequate facilities was not a leading barrier; rather, the primary request was for more program times (especially for activities such as pickleball, tennis, and swimming).

## 2.4 COVID-19 Pandemic

The survey asked how the COVID-19 pandemic has impacted how they access parks, recreation and library programs and services. Top responses included:

- spend more time outside in parks and trails (61%)
- participate less indoors (31%)
- more concerned about facility cleanliness and sanitization (30%)
- more selective in the activities that I participate in (30%)
- participate more at home, including virtual/online activities (29%)

Figure 10: How has the COVID-19 pandemic impacted how you access parks, recreation and library programs and services? (select all that apply) (1909)

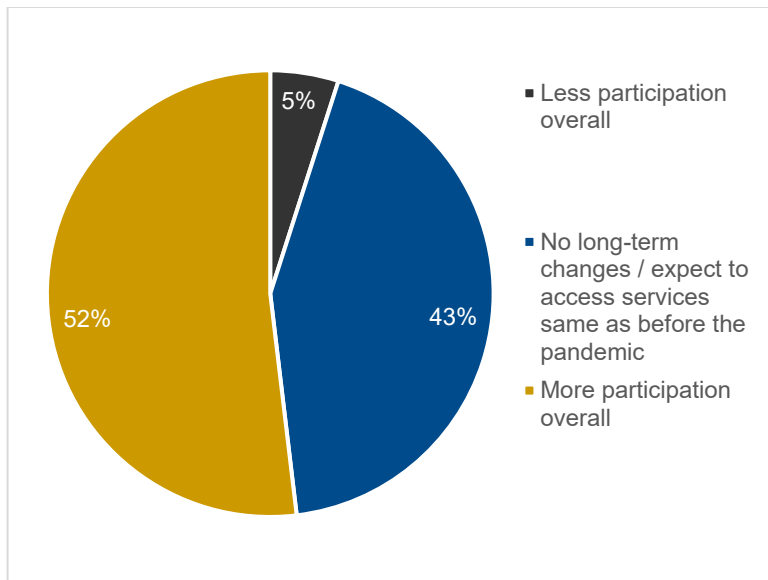




Respondents with older household profiles were more likely to report lower participation in indoor settings, greater concern about physical distancing and large groups, a desire to participate more at home, and being more selective in their leisure choices.

As we recover from the pandemic, over one-half (52%) of respondents expect that their household's participation in parks, recreation, and library activities will be greater in the future, while two-fifths (43%) expect to access services at the same rate as before the pandemic. Only 5% expect less participation overall.

Figure 11: As we recover from the COVID-19 pandemic, what do you expect your household's participation level in parks, recreation and library activities will be in the future? (n=1902)



Households with younger profiles and those speaking a second language other than English were more likely to be optimistic that they will be participating more in the future.

**Considerations for the Master Plan:**

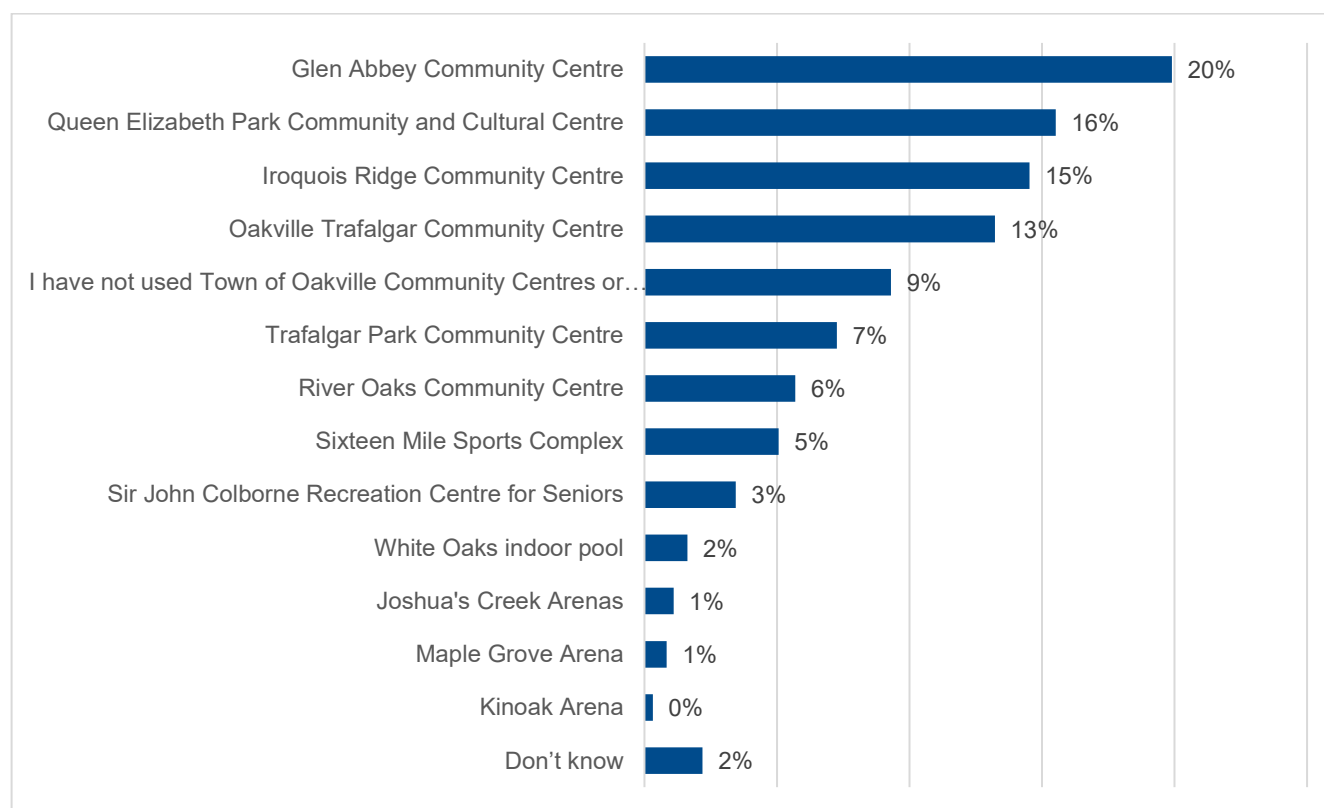
Even with all COVID-19 restrictions now lifted, the survey supports anecdotal evidence that Oakville residents are participating more outdoors than they were before the pandemic. More importantly, residents expect this trend to continue, with more than one-half expecting their participation in parks, recreation, and library activities to be greater in the future. Some households with older age profiles remain more cautious about how they participate, especially indoors.

## 2.5 Community Centres and Arenas

The following graph illustrates the Town of Oakville community centres and arenas that respondents have used most often within the last five years. The most commonly used facilities include Glen Abbey Community Centre, Queen Elizabeth Park Community and Cultural Centre, Iroquois Ridge Community Centre, and Oakville Trafalgar Community Centre. Nine percent indicated not using any of the town's community centres or arenas.

There is a strong correlation between area of residence and community centres/arenas used most frequently, suggesting that convenience is a significant factor in facility usage.

Figure 12: Which Town of Oakville community centre or arena have you or members of your household used most often within the last five years (including before the COVID-19 pandemic)? (n=1914)



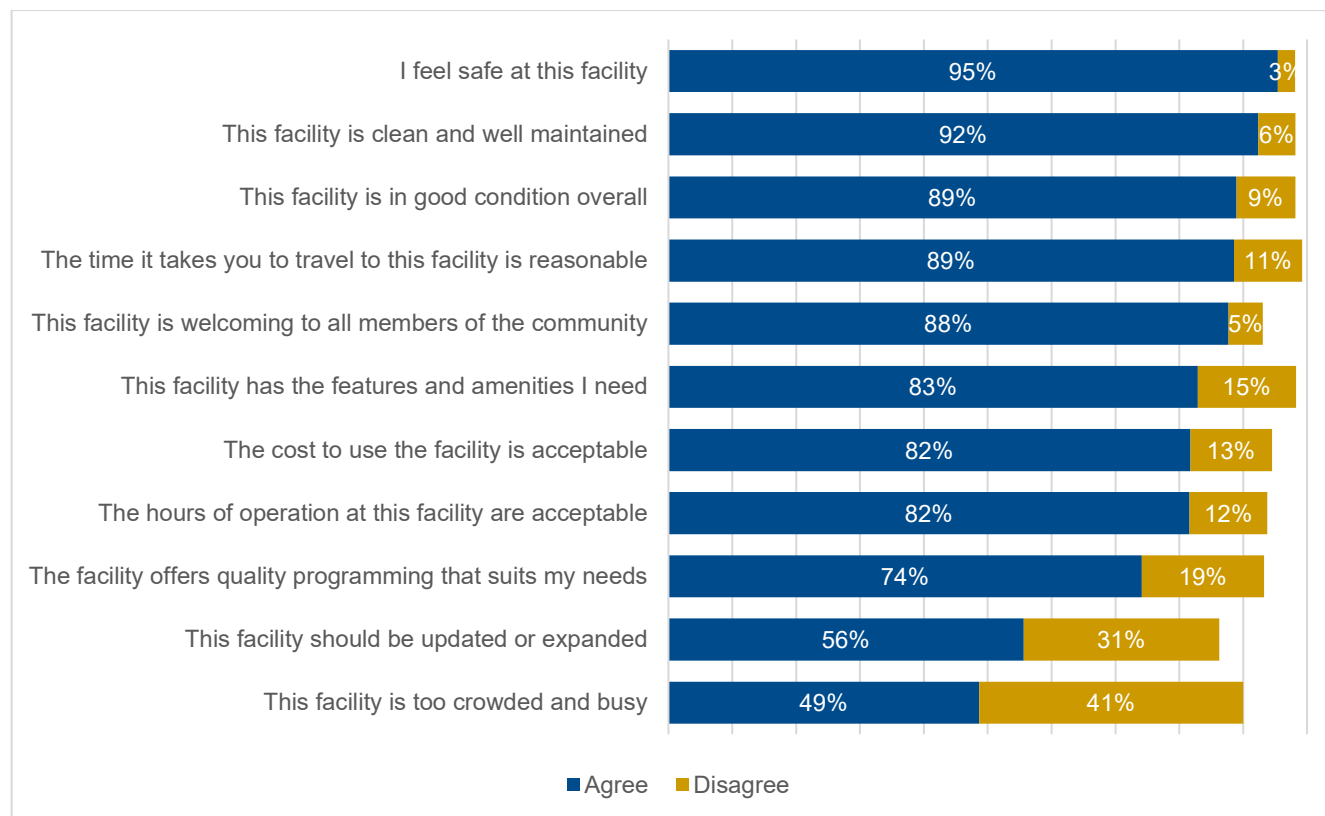
Respondents were asked to select their level of agreement with a set of statements in respect to the Town of Oakville community centre or arena that they use most often. Over four-fifths of respondents agreed with the following statements:

- I feel safe this facility (95%).
- This facility is clean and well maintained (92%).
- This facility is in good condition overall (89%).
- The time it takes you to travel to this facility is reasonable (89%).
- This facility is welcoming to all members of the community (88%).
- This facility has the features and amenities I need (83%).
- The cost to use the facility is acceptable (82%).

- The hours of operation at this facility are acceptable (82%).

Additionally, 56% agreed that the facility should be updated or expanded, 49% agreed that the facility is too crowded and busy, and 19% disagreed that the facility offers quality programming that suits their needs (suggesting some room for improvement).

Figure 13: Thinking about the Town of Oakville community centre or arena that you use most often, please select your level of agreement with the following statements? (n=1638 to 1693)

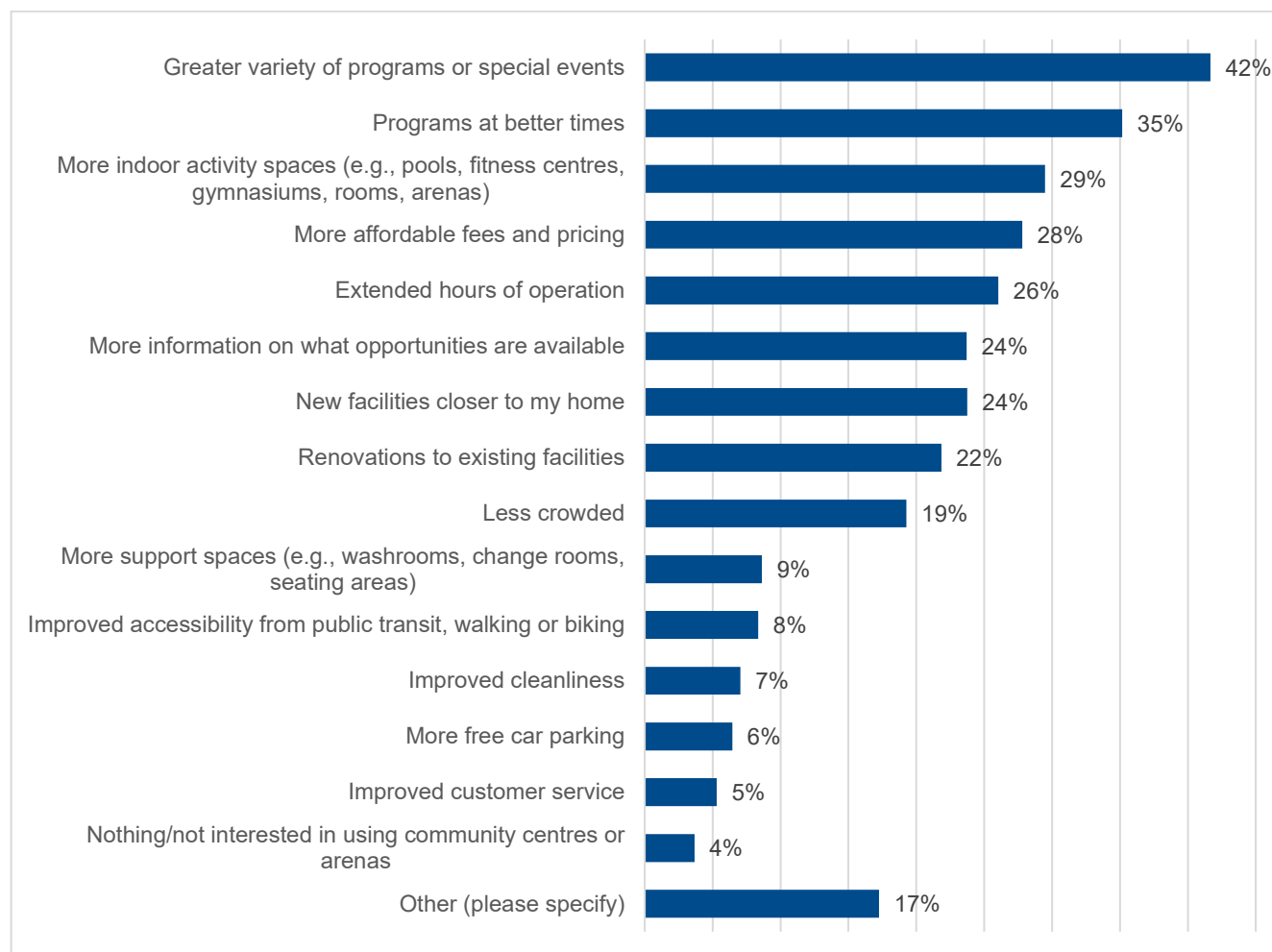


“Don’t know” responses excluded

Respondents were asked what would encourage them or members of their household to use Oakville’s community centres and arenas more. The most common suggestions included:

- greater variety of programs or special events (42%)
- programs at better times (35%)
- more indoor activity spaces (e.g., pools, fitness centres, gymnasiums, rooms, arenas) (29%)
- more affordable fees and pricing (28%)
- extended hours of operation (26%)

Figure 14: What would encourage you or members of your household to use Oakville's community centres and arenas more? (select up to five) (n=1831)



Note: Top “other” responses included more pickleball times and new/larger pools.

Key differences amongst subsets of the survey include:

- Households residing in L6M (northwest Oakville) and L6H (northeast Oakville) were more likely to agree that the recreation facilities they use most often are too crowded/busy and should be updated or expanded.
- Respondents with younger household profiles were more likely to be seeking more indoor activity spaces, renovations to facilities, new facilities closer to their homes, a greater variety of programming, less busy facilities, and extended hours of operation for recreation facilities.
- Respondents reporting that they identify as a person with a disability were more likely to be seeking extended hours of operation and more affordable pricing.
- Households speaking languages other than English were less likely to be satisfied with the amount of time it takes them to travel to a community centre.

Facility-specific observations are highlighted in the following table.

Table 1: Key Survey Findings for each Town of Oakville Community Centre or Arena

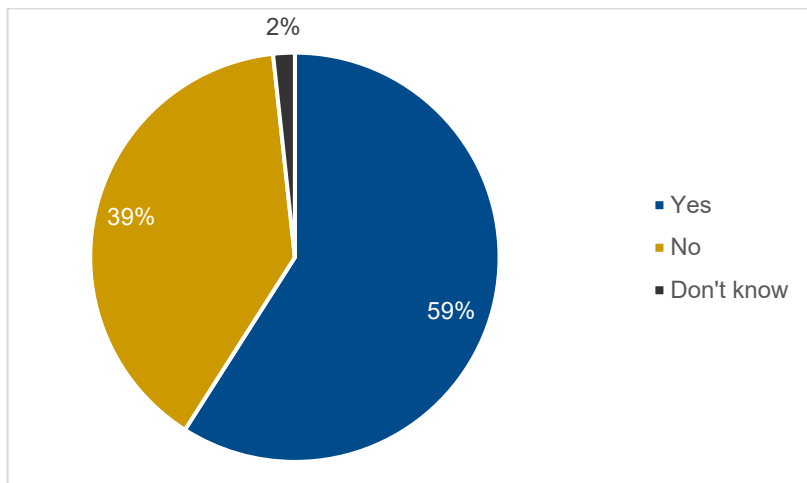
Facility Name	Average Rating	Key Findings
<b>Glen Abbey Community Centre</b>	82%	<ul style="list-style-type: none"> <li>- facility needs updating or expansion</li> <li>- too crowded and busy</li> <li>- used more frequently by households with younger profiles</li> </ul>
<b>Iroquois Ridge Community Centre</b>	81%	<ul style="list-style-type: none"> <li>- facility needs updating or expansion</li> <li>- too crowded and busy</li> </ul>
<b>Joshua's Creek Arenas*</b>	70%	<ul style="list-style-type: none"> <li>- travel time / location is inconvenient</li> <li>- features and amenities need improvement</li> <li>- programming needs improvement</li> <li>- facility needs updating or expansion</li> <li>- not too crowded and busy</li> <li>- hours of operation need improvement</li> <li>- cost to use needs improvement</li> </ul>
<b>Kinoak Arena*</b>	62%	<ul style="list-style-type: none"> <li>- travel time / location is convenient</li> <li>- features and amenities need improvement</li> <li>- programming needs improvement</li> <li>- facility condition is below average</li> <li>- cleanliness and maintenance is below average</li> <li>- do not feel as safe</li> <li>- not as welcoming to all</li> <li>- not too crowded and busy</li> <li>- hours of operation need improvement</li> </ul>
<b>Maple Grove Arena*</b>	68%	<ul style="list-style-type: none"> <li>- features and amenities need improvement</li> <li>- programming needs improvement</li> <li>- facility condition is below average</li> <li>- facility needs updating or expansion</li> <li>- cleanliness and maintenance is below average</li> <li>- do not feel as safe</li> <li>- not as welcoming to all</li> <li>- hours of operation need improvement</li> <li>- cost to use needs improvement</li> </ul>
<b>Oakville Trafalgar Community Centre</b>	80%	<ul style="list-style-type: none"> <li>- features and amenities suit needs</li> <li>- good facility condition</li> <li>- facility does not need updating or expansion</li> <li>- clean and well maintained</li> <li>- not too crowded and busy</li> <li>- cost to use is acceptable</li> </ul>
<b>Queen Elizabeth Park Community and Cultural Centre</b>	79%	<ul style="list-style-type: none"> <li>- features and amenities suit needs</li> <li>- quality programming</li> <li>- facility does not need updating or expansion</li> <li>- not too crowded and busy</li> </ul>

Facility Name	Average Rating	Key Findings
<b>River Oaks Community Centre</b>	81%	<ul style="list-style-type: none"> <li>- features and amenities need improvement</li> <li>- facility condition is below average</li> <li>- facility needs updating or expansion</li> <li>- too crowded and busy</li> <li>- hours of operation are acceptable</li> <li>- cost to use is acceptable</li> </ul>
<b>Sir John Colborne Recreation Centre for Seniors</b>	83%	<ul style="list-style-type: none"> <li>- features and amenities suit needs</li> <li>- quality programming</li> <li>- good facility condition</li> <li>- facility does not need updating or expansion</li> <li>- clean and well maintained</li> <li>- feel safe</li> <li>- not too crowded and busy</li> <li>- hours of operation are acceptable</li> <li>- cost to use is acceptable</li> </ul>
<b>Sixteen Mile Sports Complex</b>	85%	<ul style="list-style-type: none"> <li>- good facility condition</li> <li>- facility needs updating or expansion</li> <li>- clean and well maintained</li> <li>- too crowded and busy</li> <li>- hours of operation are acceptable</li> <li>- cost to use needs improvement</li> </ul>
<b>Trafalgar Park Community Centre</b>	78%	<ul style="list-style-type: none"> <li>- travel time / location is convenient</li> <li>- good facility condition</li> <li>- facility does not need updating or expansion</li> <li>- not as welcoming to all</li> <li>- not too crowded and busy</li> </ul>
<b>White Oaks Indoor Pool*</b>	77%	<ul style="list-style-type: none"> <li>- travel time / location is inconvenient</li> <li>- facility condition is below average</li> <li>- facility needs updating or expansion</li> <li>- cleanliness and maintenance is below average</li> <li>- welcoming to all</li> <li>- not too crowded and busy</li> <li>- hours of operation need improvement</li> </ul>
<b>All Facilities</b>	<b>80%</b>	

\* low response rate; data may be unreliable

Nearly three-out of five respondents (59%) regularly use privately operated recreation facilities or facilities outside of Oakville such as fitness centres, pools, arenas, dance studios, training centres, etc. Households with younger profiles and those speaking languages other than English were much more likely to use privately-operated recreation facilities or facilities outside of Oakville.

Figure 15: Other than Town of Oakville community centres or arenas, does your household regularly use any privately operated recreation facilities or facilities outside of Oakville such as fitness centres, pools, arenas, dance studios, training centres, etc.? (n=1816)



**Considerations for the Master Plan:**

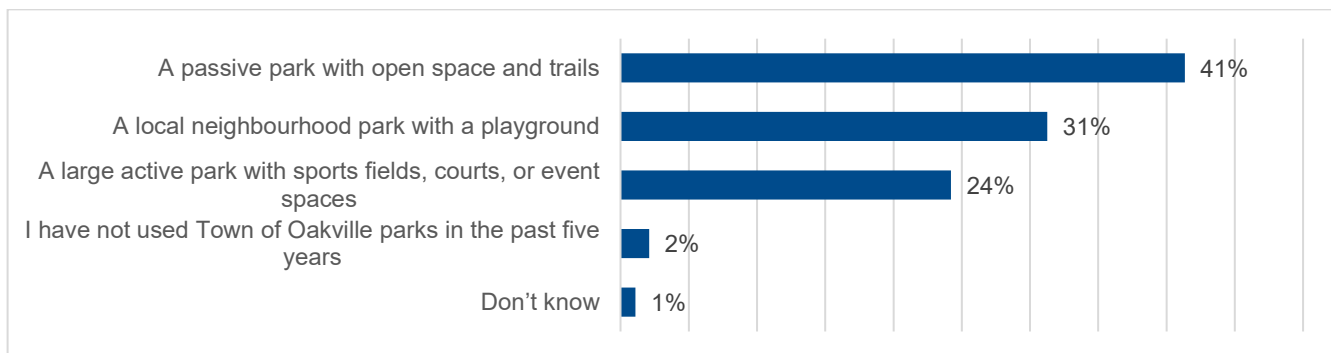
The town’s most used facilities are its multi-use community centres, with most receiving very high ratings for safety, maintenance, and location/convenience. Oakville’s older stand-alone arena facilities received the lowest overall ratings, with suggestions for updating/expansion and broader programming. The future of Oakville’s arenas requires special attention in the master plan.

If the town could do one thing to encourage residents to use its community centres and arenas more, it would be offering a greater variety of programs and events.

## 2.6 Parks

Oakville maintains hundreds of parks of varying types. Two-fifths (41%) of households indicated using passive parks with open space and trails the most, followed by one-third (31%) most frequently using local neighbourhood parks with playgrounds, and one-quarter (24%) using large active parks with sports fields, courts, or event spaces.

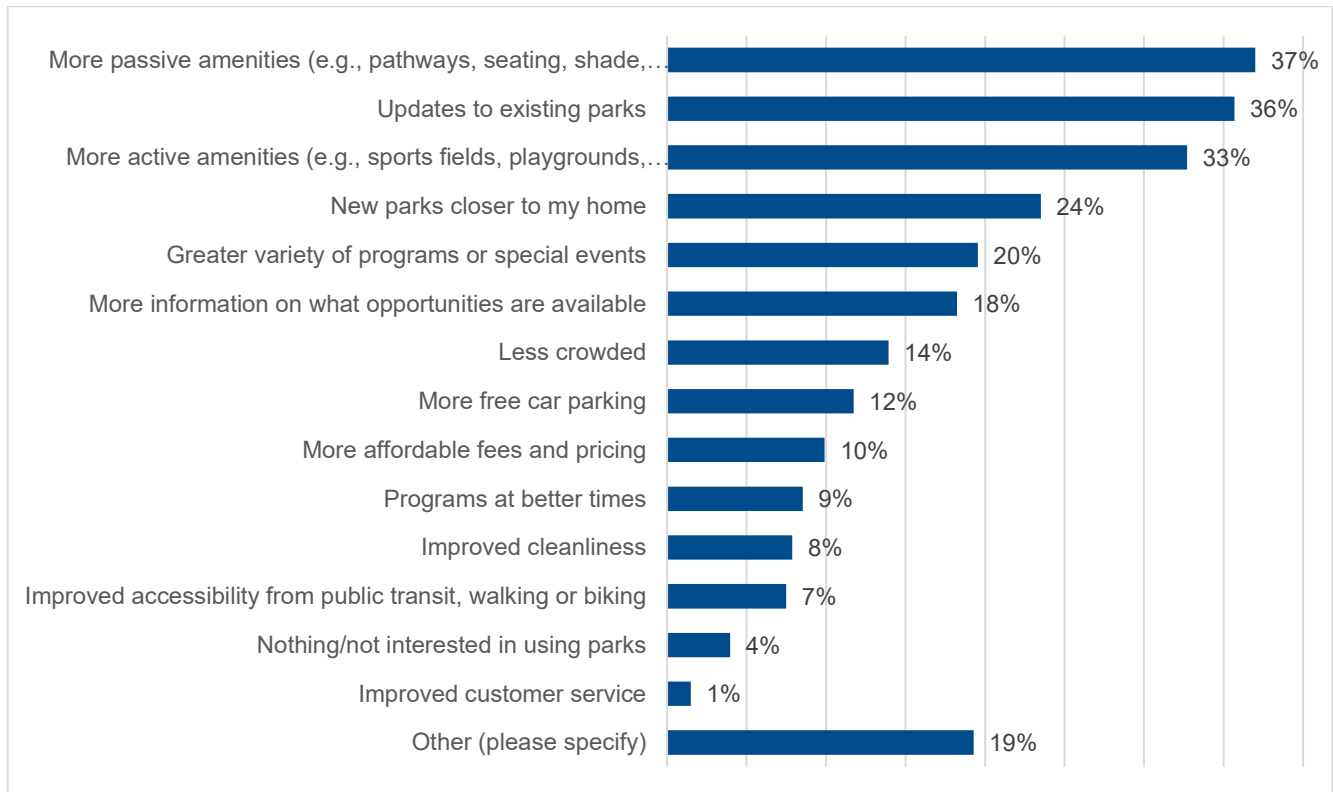
Figure 16: Which type of park in Oakville have you or members of your household used most often within the last five years (including before the COVID-19 pandemic)? (n=1817)



Respondents were asked what would encourage them or members of their household to use Oakville parks more. From the choices provided, the most common responses were:

- more passive amenities (e.g., pathways, seating, shade, open space) (37%),
- updates to existing parks (36%),
- more active amenities (e.g., sports fields, playgrounds, courts, splash pads) (33%)

Figure 17: What would encourage you or members of your household to use Oakville parks more? (select up to five) (n=1816)



Note: Top “other” responses included better washroom accessibility, more connected trails, improved court surfaces, and more leash-free areas.

Respondents with younger household profiles were more likely to use large active parks and local neighbourhood parks. These households were also more likely to be seeking more active park amenities, upgrades to parks, and new parks closer to their homes. Households with older profiles were more likely to use passive parks.

**Considerations for the Master Plan:**

Residents use Oakville’s parks in many different ways. Although passive parks with open spaces and trails are the most popular, active parks both small and large are also very important spaces for the community. In keeping with findings that suggest greater outdoor participation, residents are looking for improvements to parks, including both new passive and active amenities to support a range of uses.

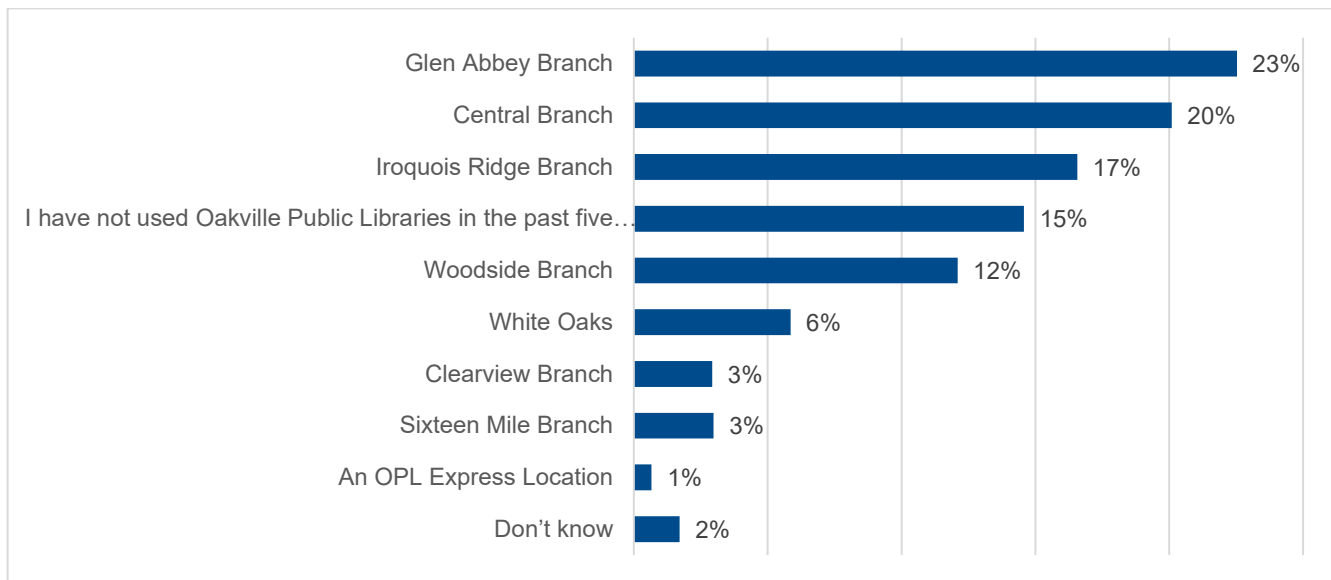


## 2.7 Public Libraries

Respondents were asked which Oakville Public Library locations have they or members of their household used most often within the last five years, with Glen Abbey Branch (23%), Central Branch (20%), and Iroquois Ridge Branch (17%) being the most common responses. There is a strong correlation between area of residence and public libraries used most frequently, suggesting that convenience is a significant factor in facility usage.

Fifteen percent indicated not using Oakville Public Libraries in the past five years. Households with older profiles were more likely to report not using Oakville Public Libraries in the past five years.

Figure 18: Which Oakville Public Library locations have you or members of your household used most often within the last five years (including before the COVID-19 pandemic)? (n=739)

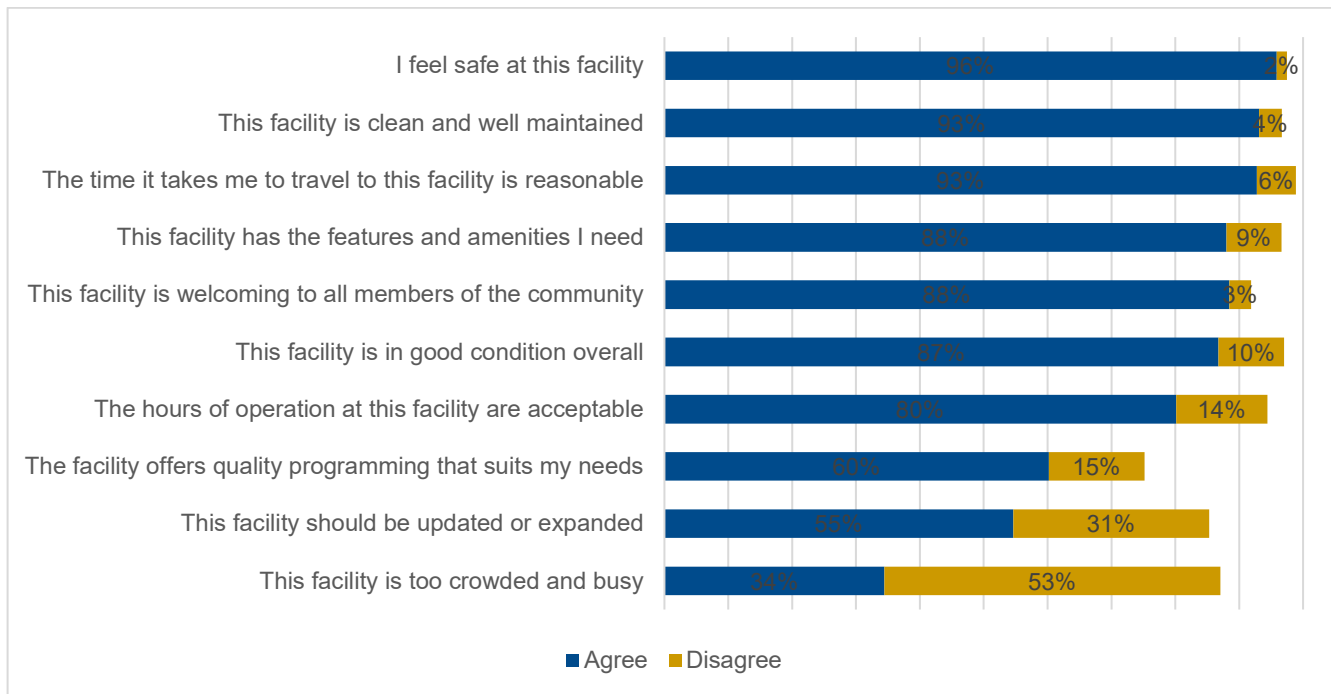


Most respondents identified strong levels of agreement with the following statements regarding Oakville's public libraries:

- I feel safe at this facility (96%).
- This facility is clean and well maintained (93%).
- The time it takes me to travel to this facility is reasonable (93%).
- This facility has the features and amenities I need (88%).
- This facility is welcoming to all members of the community (88%).
- This facility is in good condition overall (87%).
- The hours of operation at this facility are acceptable (80%).

Additionally, 55% agreed that the facility should be updated or expanded, 34% agreed that the facility is too crowded and busy, and 15% disagreed that the facility offers quality programming that suits their needs (suggesting some room for improvement).

Figure 19: Thinking about the Oakville Public Library location that you use most often, please select your level of agreement with the following statements? (n=1474 to 1516)

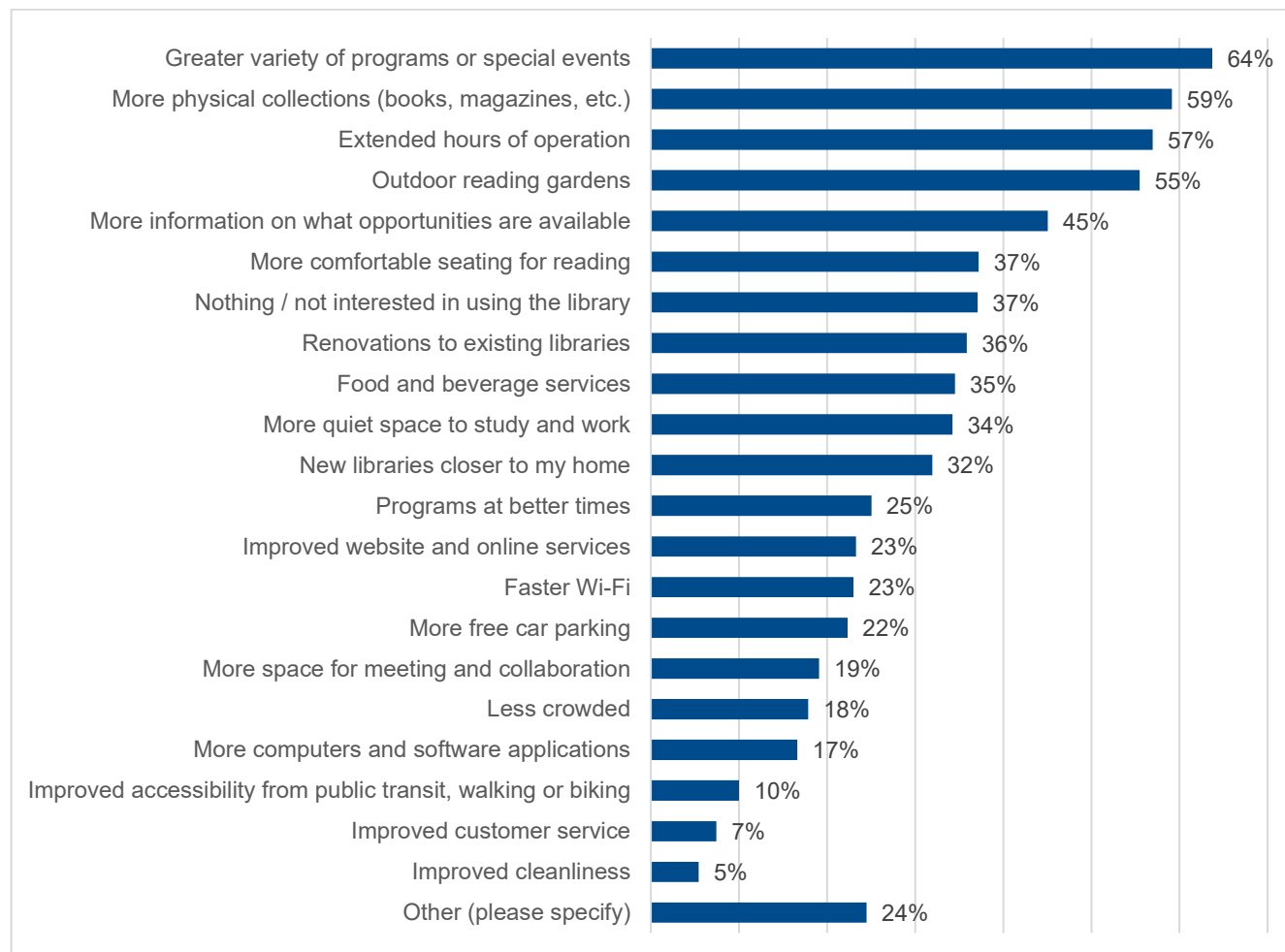


“Don't know” responses excluded

Respondents were asked what would encourage them or members of their household to use Oakville’s public libraries more. The most common suggestions included:

- greater variety of programs or special events (64%)
- more physical collections (books, magazines, etc.) (59%)
- extended hours of operation (57%)
- outdoor reading gardens (55%)
- more information on what opportunities are available (45%)

Figure 20: What would encourage you or members of your household to use the Oakville Public Library more? (Select up to five) (n=1798)



Note: Top “other” responses included E-books, new books, and more online resources.

Key differences amongst subsets of the survey include:

- Respondents with younger household profiles were more likely to be seeking renovations to library facilities, a greater variety of programming, less busy facilities, and extended hours of operation.
- Respondents reporting that they identify as a person with a disability were more likely to indicate that Oakville’s public libraries are important to their quality of life, but that library facilities are not welcoming to all members of the community.
- Households speaking a second language other than English were more likely to indicate that more physical collections would encourage them to use the library more, as well as libraries closer to their home and a greater variety of program and events.
- Households residing in L6J (southeast Oakville) and L6K (south central Oakville) were more likely to indicate that more free car parking would encourage them to use Oakville public libraries more.

Facility-specific observations are highlighted in the following table.

Table 2: Key Survey Findings for each Town of Oakville Public Library

Library Branch	Average Rating	Key Findings
<b>Central Branch</b>	76%	<ul style="list-style-type: none"> <li>- facility condition is below average</li> <li>- facility needs updating or expansion</li> <li>- not too crowded and busy</li> <li>- used more frequently by households with older profiles and those speaking English-only</li> </ul>
<b>Clearview Branch</b>	72%	<ul style="list-style-type: none"> <li>- features and amenities need improvement</li> <li>- programming needs improvement</li> <li>- facility condition is below average</li> <li>- facility needs updating or expansion</li> <li>- hours of operation need improvement</li> </ul>
<b>Glen Abbey Branch</b>	80%	<ul style="list-style-type: none"> <li>- quality programming</li> <li>- good facility condition</li> <li>- facility does not need updating or expansion</li> <li>- welcoming to all</li> <li>- too crowded and busy</li> <li>- used more frequently by households with younger profiles</li> </ul>
<b>Iroquois Ridge Branch</b>	81%	<ul style="list-style-type: none"> <li>- quality programming</li> <li>- good facility condition</li> <li>- too crowded and busy</li> <li>- used more frequently by households speaking a second language other than English</li> </ul>
<b>Sixteen Mile Branch (temporary)</b>	76%	<ul style="list-style-type: none"> <li>- features and amenities need improvement</li> <li>- programming needs improvement</li> <li>- facility condition is below average</li> <li>- facility needs updating or expansion</li> <li>- not too crowded and busy</li> <li>- hours of operation need improvement</li> </ul>
<b>White Oaks</b>	69%	<ul style="list-style-type: none"> <li>- facility needs updating or expansion</li> <li>- too crowded and busy</li> </ul>
<b>Woodside Branch</b>	76%	<ul style="list-style-type: none"> <li>- programming needs improvement</li> <li>- not too crowded and busy</li> <li>- used more frequently by households with older profiles</li> </ul>
<b>OPL Express Locations*</b>	66%	<ul style="list-style-type: none"> <li>- travel time / location is convenient</li> <li>- features and amenities need improvement</li> <li>- programming needs improvement</li> <li>- facility condition is below average</li> <li>- cleanliness and maintenance is below average</li> <li>- do not feel as safe</li> <li>- not as welcoming to all</li> <li>- not too crowded and busy</li> </ul>
<b>All Facilities</b>	<b>77%</b>	

\* low response rate; data may be unreliable

### **Considerations for the Master Plan:**

Oakville Public Library's largest facilities are also their most well used, especially those co-located with multi-use community centres. While all facilities received very high ratings for safety, maintenance, and location/convenience, residents were more likely to indicate that older, stand-alone branches require updating/expansion.

More programming, larger collections, extended hours, and reading gardens were the most common suggestions for increasing usage of public libraries. Aside from reading gardens (and collections to some degree), each of these suggestions are operational in nature and do not directly reflect on the quality of the facilities.

## **2.8 Facility Priorities**

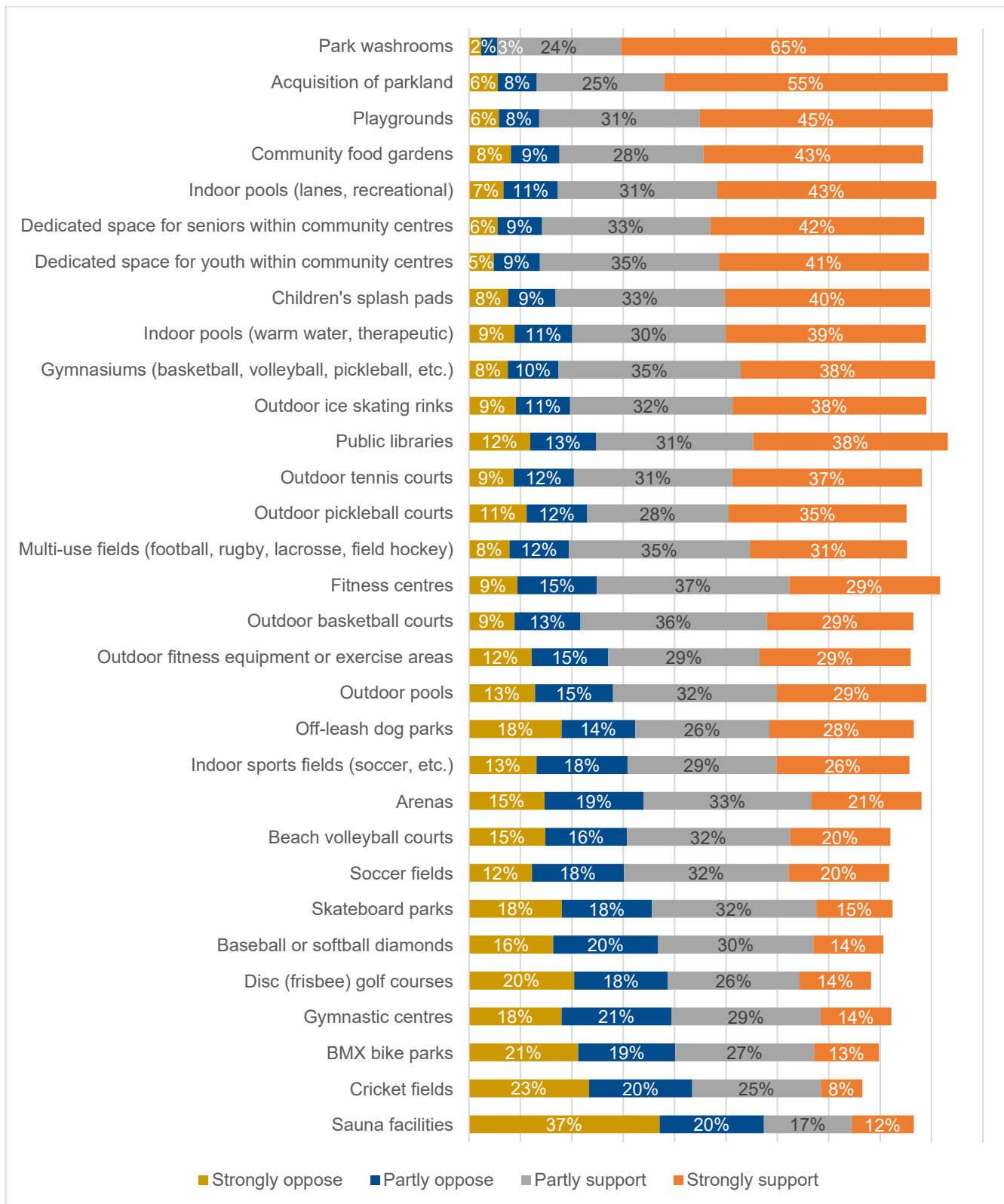
The survey listed 31 different types of parks, recreation, and library facilities and asked respondents to identify the ones they want more of. More than three-quarters supported the expansion of:

- park washrooms (90%, with 65% strongly supporting)
- acquisition of parkland (80%, with 55% strongly supporting)
- playgrounds (77%, with 45% strongly supporting)

Conversely, the lowest degree of support was received for:

- sauna facilities (29%, with 12% strongly supporting)
- cricket fields (33%, with 8% strongly supporting)
- BMX parks (40%, with 13% strongly supporting)

Figure 21: The Town collects property taxes in part to support parks, recreation and library facilities. Increases to these services may result in increases to property taxes. Keeping this in mind, which of the following facilities would you want more of? Select your level of support for each. (n=1409 to 1556)



"Don't know" responses excluded

Key differences amongst subsets of the survey include:

- Respondents with younger household profiles were more likely to support more gymnastic centres, indoor sports fields, multi-use fields, outdoor pools, outdoor courts (tennis, basketball and volleyball), skateboard and BMX parks.
- Respondents with older household profiles were more likely to support more community food gardens, dedicated space for seniors, and outdoor pickleball courts.
- Respondents reporting that they identify as a person with a disability were more likely to support more public libraries, indoor warm-water pools, dedicated space for seniors, splash pads, and off-leash dog parks.
- Households speaking languages English-only were more likely to support more outdoor pickleball courts, ball diamonds, and parkland acquisition. Households speaking additional languages were more likely to support more indoor warm-water pools, sauna facilities, indoor sports fields, and gymnastic centres.
- Overall, households residing in L6H (northeast Oakville) were more likely to provide support for more parks, recreation, and library facilities; while not statistically significant, households in this area were more likely to support items such as (but not limited to) indoor warm-water pools and outdoor fitness equipment.
- Overall, households residing in L6J (southeast Oakville) and L6L (southwest Oakville) were less likely to provide support for more parks, recreation, and library facilities.

### **Considerations for the Master Plan:**

Despite strong levels of satisfaction with existing facilities, the survey found high levels of support for additional investment in many facility types, most notably items that benefit residents of all ages (e.g., park washrooms, parkland acquisition, pools, gymnasiums, etc.) and that support children and youth (e.g., playgrounds, youth facilities, splash pads, etc.).

Lesser demand was expressed for facilities with lower participation profiles (e.g., saunas, cricket fields, disc golf courses, etc.) and for facilities serving traditional team sports (e.g., soccer fields, ball diamonds, arenas, etc.). The next phase of the master plan will use this data along with other demand indicators to assess the current and long-term need for facilities.

## 2.9 General Statements

Level of agreement was sought on a series of statements to better understanding levels of satisfaction and priorities.

Figure 22: Level of Agreement with Quality of Life Statements and Facility Development Priorities

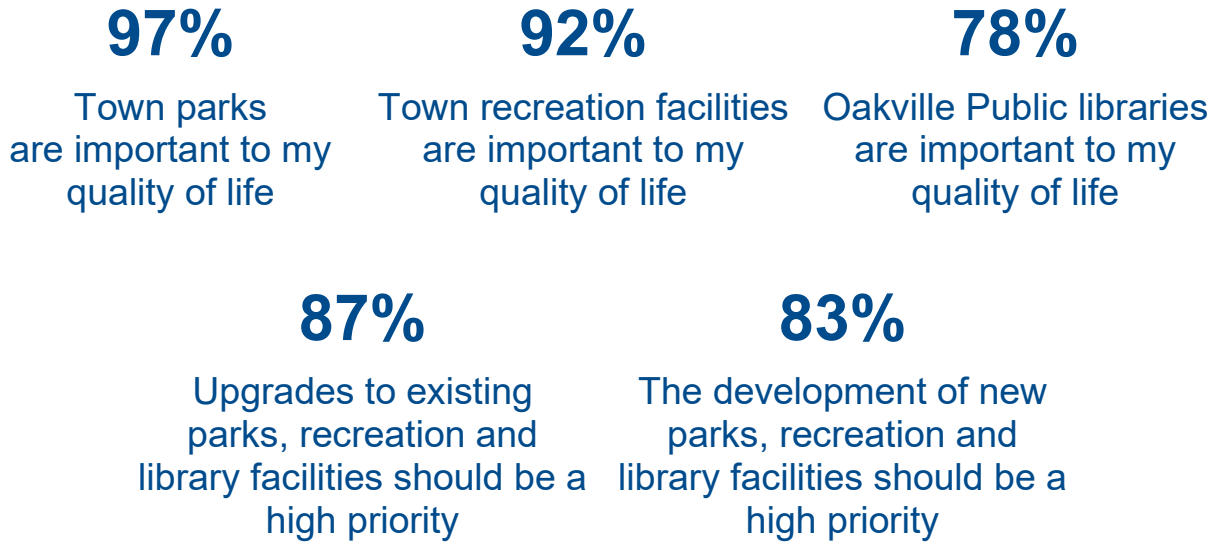
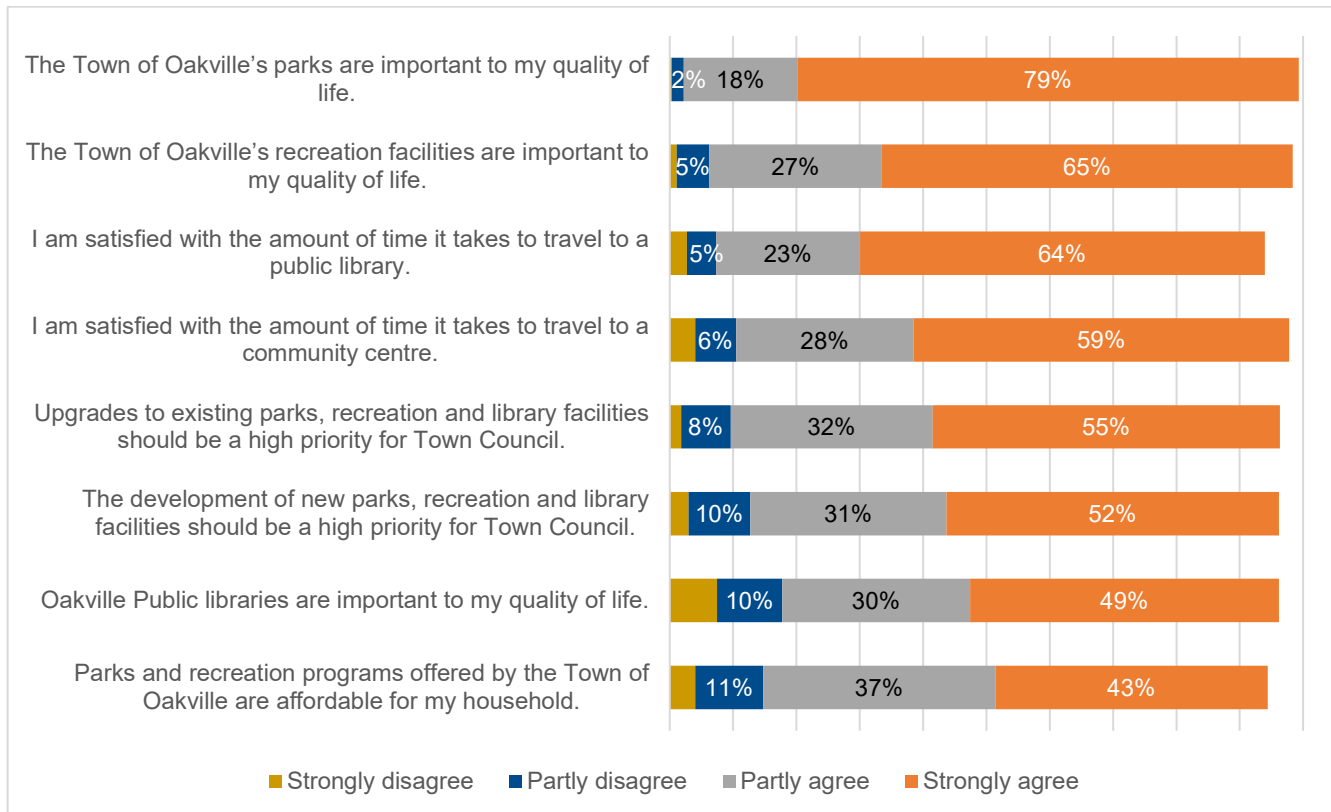


Figure 23: Please share how strongly you agree or disagree with the following statements. (n=1696 to 1753)



"Don't know" responses excluded



The survey contained an open-ended question allowing respondents to provide any additional information that they felt was pertinent to the master plan. Key quotes that exemplify the major themes include:

Figure 24: Selected Quotes

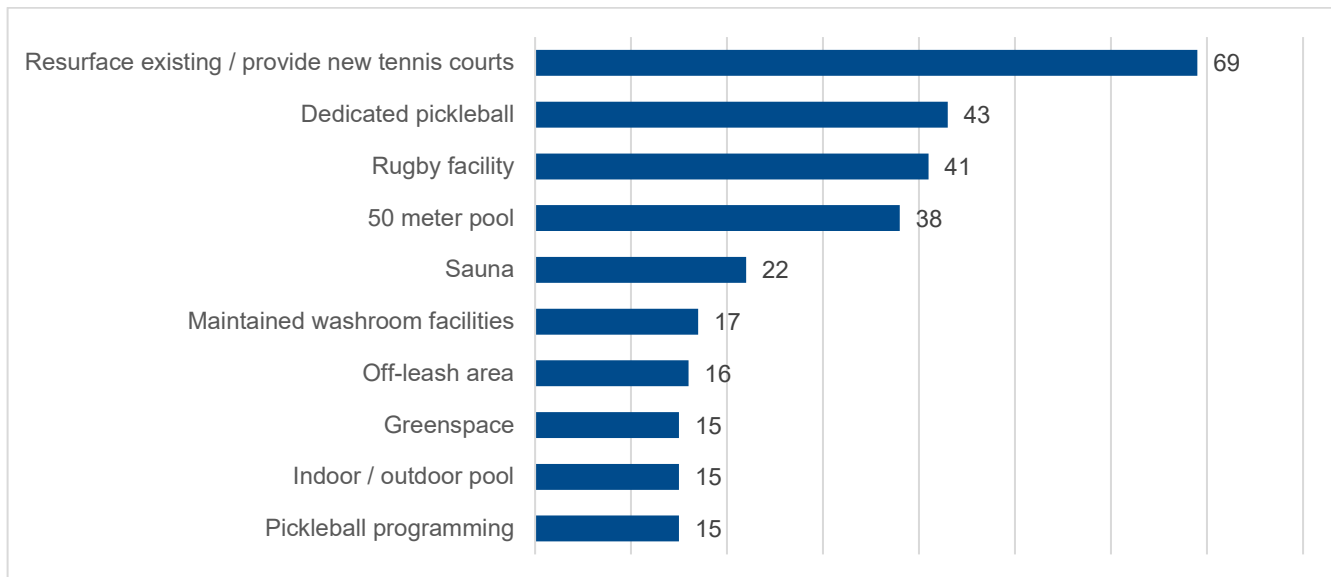
“The **tennis courts** should not be asphalt. Tennis courts should be coated with blue or green surface.”

“I would like new **pickleball courts** built so that existing tennis courts can just be used for tennis.”

“The proportion of the Town reserved for **greenspaces** is a huge reason I live here and probably the #1 reason for the Town's strong image nationally.”

“If the Town is going to put in a pool, consider it to be a **50-metre pool** so that we can train, compete and host meets like other cities.”

Figure 25: Do you have other ideas to share or any additional comments that you think are important for the Parks, Recreation and Library Master Plan? (n=763)



**Considerations for the Master Plan:**

Parks, recreation, and library services and facilities are critical contributors to the town’s quality of life. Most of these facilities are conveniently located for residents and there is a general desire to see existing venues maintained/upgraded before building new.

Through the survey we also heard from enthusiasts of several emerging activities in Oakville, such as pickleball, tennis, rugby, and competitive swimmers. The stakeholder consultation lends additional insight into these and other special interests.

# 3. Public Open Houses

## 3.1 Overview

Six (6) open house sessions were held to introduce the master plan to the Oakville community and seek input into its development. In total, over 80 participants attended the sessions to discuss their ideas with the Consulting Team and town/library staff.

1. May 3, 2023 (evening), virtual consultation
2. May 9, 2023 (morning), Sixteen Mile Sports Complex
3. May 10, 2023 (morning), virtual consultation
4. May 10, 2023 (evening), Queen Elizabeth Park Community and Cultural Centre
5. May 11, 2023 (morning), Town Hall
6. May 11, 2023 (evening), Town Hall

The sessions were promoted through the town’s website, email networks, roadside signs, posters in town facilities, social media accounts, and traditional media. The in-person events consisted of information boards detailing the scope and process, comment sheets, as well as an interactive voting station to identify public priorities. Commenting stations were also available for gathering qualitative input regarding strengths, challenges, and future needs. Additionally, display boards were provided for respondents to post suggestions for improving local parks, recreation, and library services. The virtual sessions provided a presentation followed by a facilitated discussion and interactive feedback using an online input tool.

**80+**  
individuals  
participated in  
the open house  
events,  
providing a  
total of  
**150** comments.



## 3.2 Key Themes

Common themes that emerged from the open house discussions are summarized below.

Table 3: Open House Consultations: Primary Themes Relating to Requested Improvements or Additions

Indoor Recreation	Outdoor Recreation & Parks	Public Libraries
<ul style="list-style-type: none"> <li>indoor sports fields for soccer and rugby</li> <li>pickleball courts (gymnasiums)</li> <li>greater variety of swimming pool types (50-metre, leisure tanks, etc.)</li> <li>sauna facilities</li> </ul>	<ul style="list-style-type: none"> <li>updated tennis courts</li> <li>more pickleball courts</li> <li>improved trail signage</li> <li>new rugby fields</li> <li>more winter activities</li> </ul>	<ul style="list-style-type: none"> <li>more study spaces for students</li> <li>technology training and greater e-resources</li> <li>outdoor classes/education</li> <li>professional development training</li> </ul>

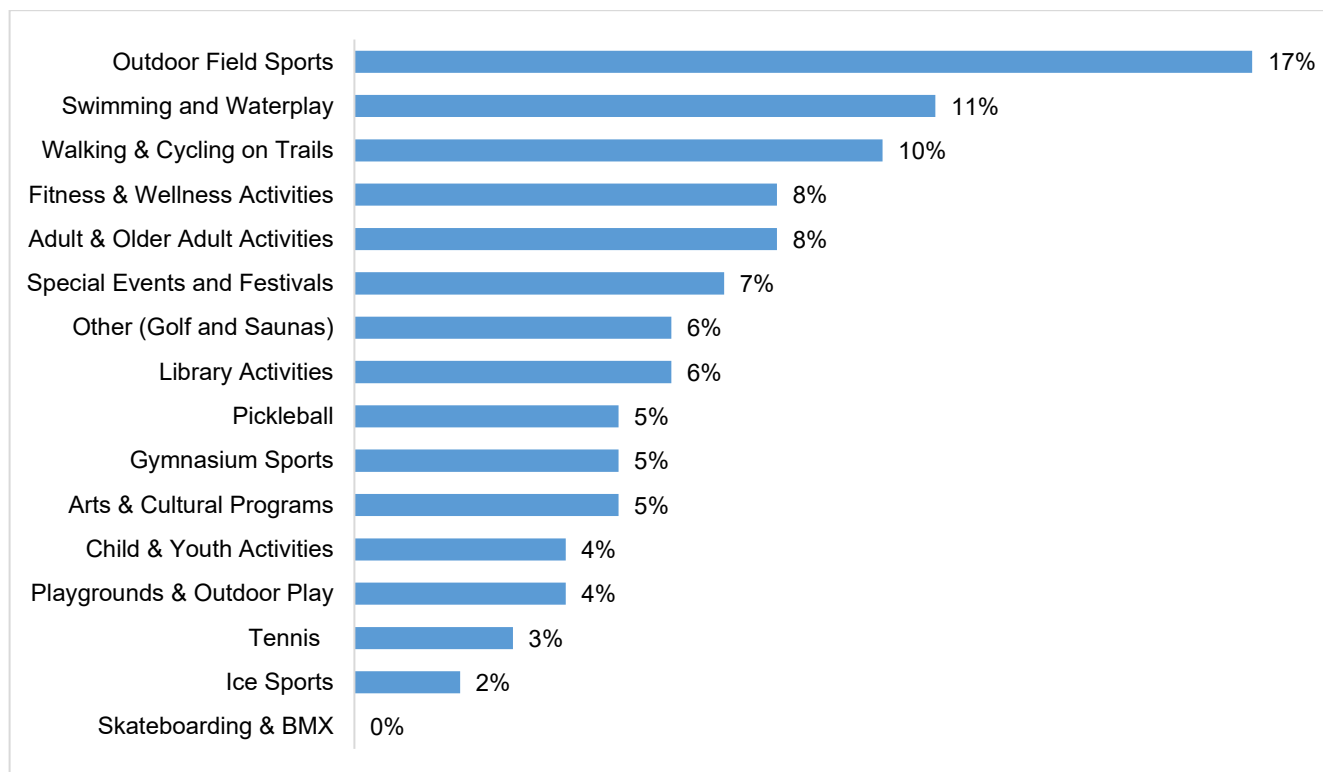
Table 4: Open House Consultations: Sample Comments

Indoor Recreation	Outdoor Recreation & Parks	Public Libraries
<p>“Make another indoor place for field sports like soccer and rugby. OSC is always fully booked.”</p> <p>“More aquatic amenities under one roof such as lap pool, therapeutic pool, sauna, kids pool, etc.”</p> <p>“The sauna at Glen Abbey Recreation Centre is overcrowded.” “Consider another sauna facility to serve growth.” “Saunas offer health benefits.”</p>	<p>“Connect parks with public trails.”</p> <p>“Covid made people rethink trails and created a means for active transportation.”</p> <p>“More pickleball courts in central Oakville and Iroquois Ridge area.”</p> <p>“More outdoor winter facilities such as skating rinks, winter gatherings.”</p> <p>“Rugby facilities are needed for the Oakville Crusaders.”</p> <p>“Including a clubhouse that supports all genders.”</p> <p>“Keep outdoor pools open.”</p>	<p>“Libraries are essential ‘3rd spaces’ clearly missed during closures and lockdowns.”</p> <p>“Maintain branch network, important to have full access.”</p> <p>“Libraries are safe spaces and help ensure equity of opportunity for all residents.”</p> <p>“Better hours for school aged children such as weekends.”</p>

Furthermore, through the interactive voting stations, respondents were asked to select amongst a series of parks, recreation, and library facility activities to indicate which ones they wanted to see more of. Top priorities included:

- outdoor field sports (17%), including rugby
- swimming and waterplay (11%)
- walking and cycling on trails (10%)

Figure 26: Open House Consultations: What activities do you want more of in Oakville? (n = 277)



Participants were also asked how the **COVID-19 pandemic** has affected how they currently use parks, recreation, and library facilities. Selected comments included:

- Using parks and trails more, and have discovered more of what Oakville has to offer
- Greater desire for outdoor activities, such as pickleball and active transportation
- Using more technology (e.g., library books online)
- Have stopped using some indoor facilities due to crowding

Please see **Appendix B** for the full list of comments received at these sessions.



### Considerations for the Master Plan:

The open house events attracted supports of several special interest groups, including those seeking additional or upgraded rugby fields, sauna facilities, pickleball courts, and indoor swimming pools. Comments were also received in support of inclusive parks, recreation, and library activities and spaces.

## 4. Stakeholder Input

### 4.1 Overview

A series of **eight (8) virtual workshops** were held to engage key stakeholders and solicit their input on a range of topics such as participation trends, facility utilization, satisfaction levels, current and future facility and programming needs, opportunities to partner, and more.

Sessions included:

- Ice Organizations (CORE), May 9, 2023
- Sports Field Organizations (CORE), May 9
- Aquatics Clubs (CORE), May 10, 2023
- Community Sport Organizations (2), May 12 and May 18, 2023
- Culture and Library Organizations (2), May 12 and May 15, 2023
- Older Adult Centre Committees, May 11, 2023



The distribution list included approximately 110 user groups, community organizations, service providers, and partners involved in the delivery of parks, recreation, and library services across Oakville. Nearly **20 organizations** participated within these sessions (a listing of all groups participating is provided in **Appendix C**).

Table 5: Stakeholder Organizations Participating in Master Plan Focus Groups (2023)

Organization	Type	Reported Membership
Halton Black Voices	Cultural	n/a
Latino Dance Canada	Cultural	100
Masterworks of Oakville	Cultural	90
Oakville Aquatic Club	Aquatics (CORE)	700
Oakville Arts Council	Cultural	n/a
Oakville Community Table Tennis Association	Community Sport	475
Oakville Crusaders Rugby Club	Sports Field (CORE)	1,400
Oakville Gymnastics Club	Community Sport	4,000
Oakville Hornets Girls Hockey Association	Ice (CORE)	1,200
Oakville Little League Baseball	Sports Field (CORE)	1,000
Oakville Pickleball Association	Community Sport	260

Organization	Type	Reported Membership
Oakville Rangers Hockey Club	Ice (CORE)	2,600
Oakville Royals Baseball	Community Sport	50
Oakville Soccer Club	Sports Field (CORE)	12,000 (year-round)
Oakville Titans Football	Community Sport	950
Seniors Policy Review Group	Seniors	n/a
Seniors Working Action Group (SWAG)	Seniors	n/a
Skate Oakville	Ice (CORE)	<3,000

Input from these sessions has been summarized below and will be used to support the master plan needs assessments and strategic directions.

## 4.2 Strengths

Stakeholders identified the following as being core strengths of the town’s parks, recreation and library facilities and services system:

- through each focus group, organizations expressed satisfaction with the level and degree of customer service provided by the town, indicating that staff are open and responsive to their needs (e.g., permitting, promotion, long-term planning, etc.)
- the town’s parks and facilities are accessible, in good condition, well-maintained, affordable (mostly), and support the community’s interests
- the town provides different types of facilities and organized activities for all ages and abilities, ranging from recreation to competitive to specialized programming
- the network of older adult centres is more than just facilities; these spaces are community hubs that offer critical services for social connections, togetherness, caremongering, healthy living, and more
- Oakville’s demographics support high levels of participation in many sports and activities
- Oakville’s location and facilities make it a destination for tournaments; many local groups also access facilities in nearby municipalities
- most organizations have strong leadership and are highly capable (several have access to their private training and office spaces); many reported being the largest association of their kind in Ontario, Canada, or even North America; many have or are willing to invest in enhancements to municipal facilities

### **Considerations for the Master Plan:**

Oakville's participation rates in parks, recreation, and library services are strong and indicative of a community with a robust network of volunteers, clubs, organizations, and service providers. The town has many processes in place to support community groups and frequently communicates with this network to coordinate service delivery. Many organizations are open to cost-sharing for facility enhancements.

## **4.3 Trends and Barriers**

Local organizations are influenced by several trends with some presenting barriers to participation. Stakeholders suggested that:

- growing diversity in the population is leading to growth in activities with worldwide appeal (e.g., table tennis) and creating new challenges for traditional Canadian activities (e.g., ice hockey)
- many groups expressed a need for more volunteers and organizational supports, including enhancing the coaching pathway (e.g., aquatics, figure skating, etc.)
- registration systems for programs have experienced challenges with signups filling up quickly
- older adults and seniors have a wide range of interests dependent upon age and ability (for example, younger seniors are more interested in technology); programming across multiple mediums allows for all persons to participate in the format that is most comfortable for them
- interest in pickleball has grown quickly, not only amongst older adults, but also younger adults
- indoor training space (e.g., turf fields) is limited for many user groups due to high demand, requiring advanced bookings and affordability challenges; several groups travel outside of Oakville to access training space
- there is a growing need and desire for spaces that allow people to gather and participate in casual activities (e.g., Halton Black Voices suggested a need for 24/7 study space)
- a lack of sports field lighting (full-size fields) is an ongoing issue for several outdoor sports user groups
- the level of competition is rising in several sports (e.g., youth hockey) and there are more alternative service providers, which is splintering registration and coaching and leading to higher costs and revenue challenges
- transportation was identified as a barrier by the town's seniors committees; for example, the transit stop for the Sir John Colborne Centre is on the opposite side of the road

### **Considerations for the Master Plan:**

Although trends and barriers vary by organization and sport, several common challenges were reported, including declining volunteerism, rising costs, professionalization of youth sport, and lack of facilities.

## **4.4 Pandemic Recovery**

Many of Oakville's organizations were required to adapt their operating or organizational model and/or diversify their operations over the past three years. Stakeholders identified the following points as they recover from the pandemic:

- passive forms of recreation experienced strong growth throughout the pandemic when organized team activities were restricted
- most organizations have adopted use of virtual technologies for meetings and information sharing, leading to efficiencies
- many cultural groups and grassroots activities were hit hard by the pandemic and are building back
- the pandemic was a challenging time for seniors and many continue to struggle with isolation, mental health, etc.; the Without Walls program was very important; currently, some seniors still prefer to meet online or in smaller groups
- the pandemic provided some organizations a chance to change their pricing structure, diversify operations, and reassess and restructure programming; several organizations are currently looking to save costs and generate new revenue following pandemic setbacks
- the pandemic accelerated the reduction in minor hockey participation (down about 20%); conversely, registration for "learn to" programs such as skating and swimming have seen a significant resurgence in registrants following the pandemic and children and their families try to catch up following the pandemic
- affordability challenges are top of mind for many groups; costs can be a barrier for many families
- many groups reported a growing sense of entitlement from participants and their families in recent times (spending more time dealing with conflict resolution)

### **Considerations for the Master Plan:**

The COVID-19 pandemic was an unprecedented time for the parks, recreation, and library sector and many community organizations continue to be presented with new challenges in this post-pandemic period. Rising costs are a concern for several groups and they are seeking ways to reduce the impact on their members so they are able to maintain strong registration levels.



## 4.5 Facility Needs

Organizations identified a wide range of facility and service needs. Stakeholders suggested that:

- several field sport groups specified a desire for an **indoor artificial turf field** that can be shared by multiple groups
- the lack of **lighting on fields south of Dundas Street** is a concern for several groups; the **Oakville Titans (football)** are requesting lines and lights on additional fields to allow for football use and greater access to indoor turf facilities (including adding an air-supported dome to Bronte Athletic Park)
- the **Oakville Rugby Club** spoke to the need to secure long-term field space prior to the expiration of their current lease (and to address shortcomings of current facilities); this includes a new clubhouse and multiple irrigated fields
- the **Oakville Aquatic Club** indicated that the lack of pool time is a major barrier for expanding their club and programs (they have 200+ potential members on a waiting list and spend over \$270,000/yr to access pool facilities outside of Oakville); they suggested that a **50-metre swim facility** with 10-lanes would be the most ideal for aquatic programming and long course training
- the **Ontario Royals** competitive baseball club is interested in more full-size lit diamonds and inquired about the possibility of establishing a premier baseball diamond Palermo Park
- **pickleball** users are seeking more courts, as well as windscreens on outdoor courts
- several cultural and sport groups identified a need for **additional storage** for their equipment and resources
- future community centres should be designed with **arts and cultural needs** in mind
- some arts and cultural groups indicated that the **cost to use the Oakville Centre for Performing Arts** is too high; lack of rehearsal space
- **Halton Black Voices** are in search of a dedicated gymnasium space
- it was noted that some of the town's arenas are not fully barrier-free; there was a suggestion for adding **half-size ice rinks** to accommodate younger age groups
- the town's seniors committees expressed a high degree of satisfaction with the **Sir John Colborne model** and wanted to see it replicated at a location in the north (possibly in a leased or partnered space); they also suggested that this seniors centre requires expansion to accommodate its high levels of use
- the town's seniors committees indicated that users are still adjusting to the **Trafalgar Park Older Adults Centre**, which is a shared space with dedicated times; the space is less comfortable than the former Oakville Seniors Centre and some users do not stay as long; the addition of a dedicated entrance was requested
- there was a suggestion to increase promotion of the town's **trails system** amongst seniors' populations and to improve wayfinding (including washrooms)

### **Considerations for the Master Plan:**

Facility needs were identified for several activities with emerging participation rates, such as pickleball, swimming, and various field sports. While some requested spaces that can be used by a variety of activities, some organizations are seeking dedicated access to support their growing programs. These requests will be assessed more fully during the next stage of the master plan's development.

## **4.6 Looking Ahead**

Organizations were asked about their future plans, including threats and opportunities to their sustainability. Stakeholders indicated that:

- nearly all organizations spoke positively about their future outlook and expressed a need for additional facilities to serve population growth, as well as the need to reinvest in existing facilities to keep them relevant
- it was noted that North Oakville will require more facilities to ensure equity as the community continues to grow; for example, opportunities to convert an existing big-box facility into a multi-purpose space that could support programs (e.g., gymnastics) was suggested
- Oakville's infrastructure and location make it a great destination for sporting events (tournaments, meets, etc.), despite a shortage of local hotels; the need for a coordinated sport tourism strategy was suggested by several groups
- the town should continue to engage local user groups in the process of developing new facilities (e.g., pickleball)
- partnerships were a common theme among the focus group sessions; for example, the town's seniors' committees suggested partnering with health and wellness providers to improve access to services and health education; several groups also suggested that there is an opportunity to support arts, cultural, and other community groups through library facilities
- funding is a top priority for most organizations; stable and/or predictable pricing for facility rentals is helpful for many groups
- accessibility to recreation in low-income areas must continue to be a priority
- with many organizations struggling to attract and retain volunteers, any additional supports the town could provide would be appreciated (e.g., promotion, job fairs, etc.)

### **Considerations for the Master Plan:**

There is a spirit of cooperation amongst community groups, as many recognize the challenges of facility development and are open to working together to achieve common goals. Long-term planning is essential to supporting a strong and diverse network of recreation providers, and community organizations are willing to continue their discussions with the town for the betterment of all residents.

## 5. Other Public Engagement Initiatives

Public input on parks, recreation, and libraries has also been received through several recent consultation programs. Key findings with relevance to this master plan are summarized below.

### 5.1 Town of Oakville Citizen Survey (2022)

Through the 2022 Citizen Survey Report Card, residents were asked to rate attributes of the town, customer service, municipal services, the impacts of COVID-19, and resident priorities. The town conducts resident surveys of this nature approximately every two years.

Residents expressed very high satisfaction levels with the items addressed in this master plan:

- 93% are satisfied with parks and green spaces
- 93% are satisfied with harbours and waterfront areas
- 88% are satisfied with public library services
- 87% are satisfied with recreation fields and facilities
- 82% are satisfied with arts, heritage and culture offerings and venues
- 81% are satisfied with recreation programs

“Parks / recreation / sports / teams” was ranked as the **top quality** which makes Oakville “livable” for the 4th survey cycle in a row.

Despite high levels of satisfaction, recreation programs as well as arts, heritage, and culture offerings and venues were identified as possibly needing special attention in the long-term.

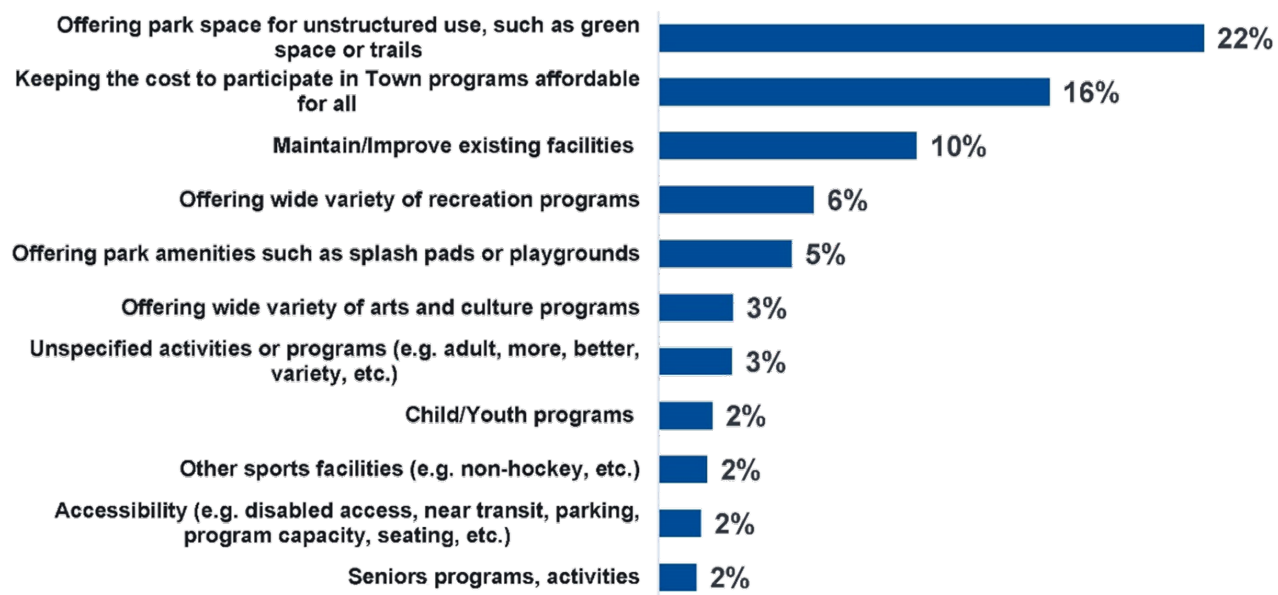
Some of the top priority areas of focus identified by residents also related to the items in scope of this master plan, such as:

- **Climate change:** Protecting and parks, trails and green spaces was the top priority area mentioned by one fifth of the residents (20%) in terms of Town’s response to climate change.
- **Parks amenities and recreation programs:** Over one-fifth (22%) stated offering park space for unstructured use as the top priority for parks amenities and recreation programs.

When asked about top priorities for parks amenities and recreation programs, primary responses included:

- offering more park space for unstructured use (20%);
- keeping the cost to participate in town programs affordable for all (16%); and
- maintaining/improving existing facilities (10%).

Figure 27: Top Priorities for Parks Amenities and Recreation Programs, 2022 Citizen Satisfaction Survey



### Considerations for the Master Plan:

Residents have spoken – parks, recreation, and libraries are the top qualities that make Oakville livable. Responses to the citizen survey were reinforced through the master plan survey, including demand for passive parks, unstructured uses, and inclusive recreation programs.

## 5.2 Council Strategic Plan and Business Plan (2023)

Development of the Town of Oakville’s 2023 Strategic Plan and 2023-2026 Business Plan included engagement with residents, community organizations, Council, and senior leadership. Key findings from this engagement process related to parks, recreation, and libraries are summarized below.

### Survey

- Survey respondents most often agreed that the Town is moving in the right direction relative to “access to parks and greenspace” (92%) and “recreation facilities and programming” (92%).

- Through the survey, “preserving green spaces and parks” (17%) ranked as the fourth most important priority that Oakville needs to focus on in the long-term (10-25 years), followed by “recreation facilities and programming” (10%).

## Targeted Outreach

The **Oakville Youth Action Committee** was interviewed and identified the following as some of the items that the town should focus on:

- Green technologies, being environmentally friendly
- Positive youth development
- Equity and inclusion, making everyone welcome
- Specific youth strategy, ways to engage youth (longer-term)

Interviews with **community organizations** identified the following strengths and weaknesses related to parks, recreation, and culture.

Figure 28: Summary of Strengths and Weaknesses from Strategic Plan Interviews (2023)

NATURAL AREAS AND CLIMATE CHANGE	
STRENGTHS	WEAKNESSES
<ul style="list-style-type: none"> <li>• A lot of older buildings and heritage districts are protected</li> <li>• Downtown core is beautiful</li> <li>• On the lake (mentioned several times)</li> <li>• Beautiful trails, a lot of wooded areas</li> <li>• Tree canopy is important for GHG reduction</li> <li>• <i>Community Energy Plan</i> and <i>Oakville Ready</i> plan</li> </ul>	<ul style="list-style-type: none"> <li>• Lacking large green spaces; everything is over-programmed; where's the real parkland?</li> <li>• We have not actively put things in place that will actually pay off for climate change.</li> <li>• Town still using bottled water, some facilities don't have recycling</li> <li>• Town has buried existing climate action plans and has phased out environmental policy department</li> <li>• No longer seen as a priority - climate action not on website</li> <li>• Fails to research and plan for future scenarios</li> <li>• Natural assets (stormwater ditches) being piped and paved</li> </ul>
ARTS, CULTURE, AND RECREATION	
STRENGTHS	WEAKNESSES
<ul style="list-style-type: none"> <li>• There's something for everybody</li> <li>• There's an appetite for arts and culture in Oakville</li> <li>• Municipality is committed to supporting the arts</li> <li>• Arts and culture sector is itself a strength; there's a huge amount of arts activity in all sorts of different disciplines</li> <li>• Lots of community centres, activities</li> <li>• Resident-focused activities are tremendous resources</li> <li>• Taxes well-spent on providing community centres</li> </ul>	<ul style="list-style-type: none"> <li>• Programming doesn't reflect diverse cultures</li> <li>• Not enough buildings and space to have activities</li> <li>• Cost of renting recreation space is a barrier to many clubs</li> <li>• More money is required for sports club grants</li> <li>• Our cultural institutions were set up for a 40,000-person town, the art gallery and museum could be renewed</li> <li>• Indigenous history could be reflected more in public spaces</li> <li>• Recreational facilities are in poor condition</li> </ul>

Source: Town of Oakville Strategic Business Plan: Engagement Summary and Background Review. May 2023.

Additionally, community organizations identified the following (among other) short- and long-term challenges:

- Keep doing quality of life things
- Consider programming needs for different ages/cultures
- Create properly supported and situated community arts support for newcomers

- Invest in social inclusion projects, encourage, coordinate, and fund more festivals that celebrate multiculturalism
- Public spaces where people see themselves (Indigenous art)
- Stop programming green space and make it available for all
- Fund organizations to run summer camps and programs on behalf of the municipality
- The proposed cultural centre is quite large – many theatre groups require smaller performance spaces
- Develop housing networks that support growth, with new neighbourhoods that include a “town square”, shopping, access to food, community centres, libraries, parks, playgrounds, etc.
- As climate continues to change, more people will be looking for enjoyable outdoor spaces.
- Make decisions that cost money now but that will pay off in the future; don’t rely on fiscal responsibility today at the expense of future needs.
- Plan libraries and community centres at the beginning of new developments, just as you build fire halls into plans. It can be 10-15 years after a development goes in to have libraries and community centres in place, missing an entire generation of kids and requiring long commutes across town that put pressure on other facilities not designed for that many people.
- Create spaces that new neighbourhoods can call their own; outdoor spaces especially; stronger feeling of ownership of the parks; people want to be outside more, to be active; bike trails and paths, tunnels – design an active city.
- Climate change, protect the waterfront.
- Plan for a massive shift in demographics as “boomers” are replaced by younger, more diverse cultural groups; there will be a much bigger change than people have seen before.
- Prepare for massive shifts in technology and the way we go about our daily lives.
- The “town square” idea will remain – make sure there’s appropriate spaces to meet gathering needs; so incorporate flexibly sized performance spaces in new developments.
- Ensure planning includes walking and biking trails to connect neighbourhoods, parks, community centres, shopping areas, workplaces.
- We built soccer fields, but nobody plays soccer; we built tennis courts where people are playing pickleball – need to build according to what people need.
- Plant more trees now so they will be fully grown in 25 years to help mitigate climate change.

Engagement with **Oakville’s Mayor and Council** resulted in several common themes. Notable observations relative to parks, recreation, and libraries include:

- new and upgraded community facilities and library infrastructure were at the top of councillors’ lists of successful municipal infrastructure projects
- the natural heritage system, greenspace, trails, and clean, well-maintained public spaces were all noted as contributors to quality of life
- it was noted that some wards lack facilities to match population growth and a general concern about Oakville’s ability to continue high upkeep of parks and facilities,

especially in the face of lost revenue streams (development charges, taxation) normally used to maintain and replace infrastructure

- they are also concerned about the impact of population growth on loss of greenspace and expressed importance in protecting the town's urban forest tree canopy
- they are concerned about the impact of potentially more severe and frequent extreme weather events on the community's built and natural assets, and management of stormwater runoff

#### **Considerations for the Master Plan:**

Climate change, environmental sustainability, and greenspace protection are becoming more prominent themes in the town's future planning. As Oakville grows, it is also becoming more diverse and require a greater emphasis on inclusion, equity, and a high quality public realm.

### **5.3 Oakville Public Library Survey (2021)**

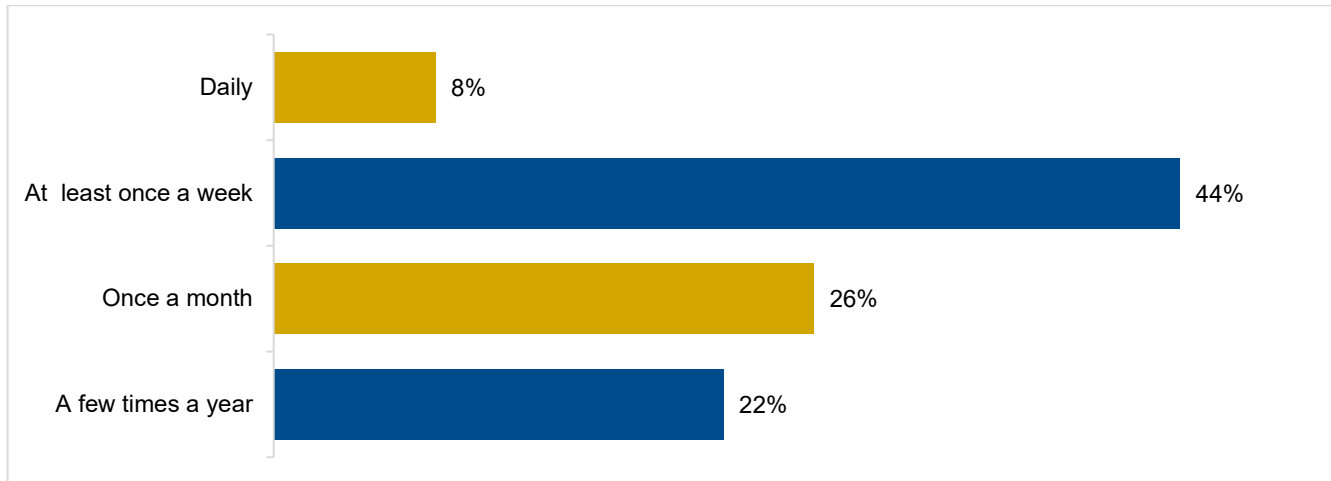
In 2021, the Oakville Public Library completed an online survey to learn more about library usage, needs, and preferences. A total of **2,592 responses** were received. Given the depth of analysis and recency of this survey, notable findings have been considered within this master plan.

#### **Library Usage**

The large majority (89%) of survey respondents live in Oakville and 85% reported using the Oakville Public Library.

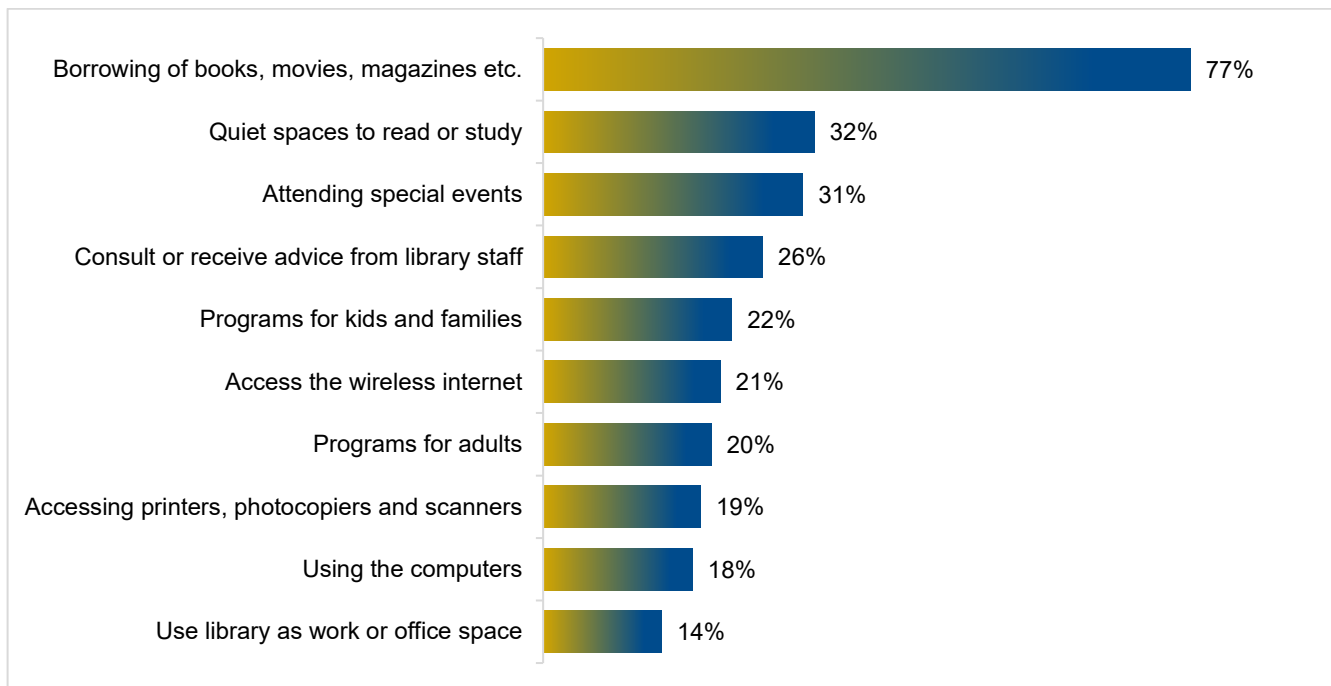
More than two-fifths (44%) of respondents reported using Oakville Public Library facilities or services at least once a week. Less frequent visitors use the facilities once a month (26%) or a few times a year (22%) as shown below. A small proportion of respondents claim that they use the Oakville Public Library daily (8%). This suggests that over half of the respondents use library services and facilities every week.

Figure 29: Frequency of Use, Oakville Public Library



The following graph highlights the top library services most used by visitors. The most popular library service used is the borrowing of books, movies, magazines, etc. noted by 77% of respondents. This service is notably the largest and most common activity users seek out at libraries. The following most frequent services include quiet spaces to read or study (32%) and attending special events (31%).

Figure 30: Services Typically Used, Oakville Public Library

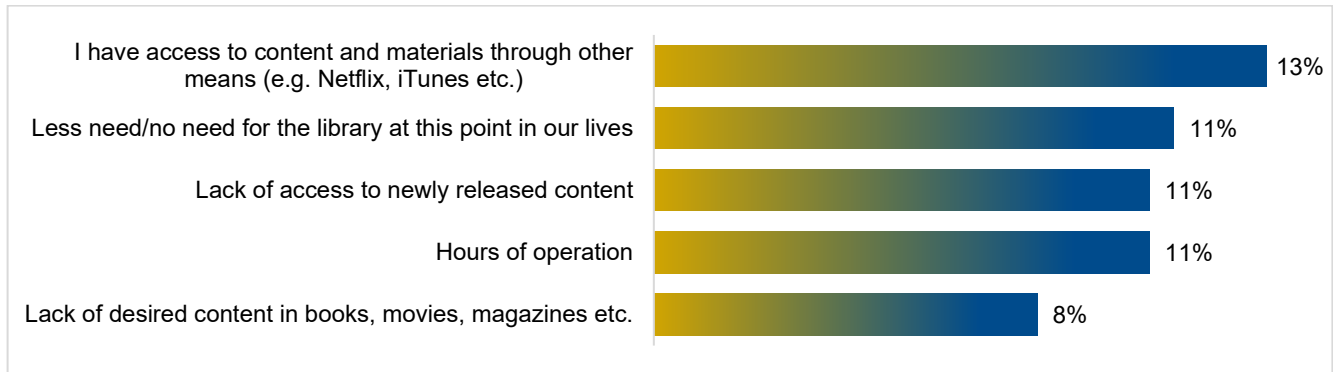


The graph below provides the top five reasons why respondents do not use library services, with the most common response indicating having access to content and material through other means (13%). This suggests that non-users or infrequent users can find resources elsewhere, not requiring the use of library services to fulfill their requests. Additional responses as to why respondents do not use library services include not needing a library at



this point in their lives (11%), the lack of access to newly released content (11%), and the hours of operation (11%). Users also indicated that the library had a lack of desired content (8%).

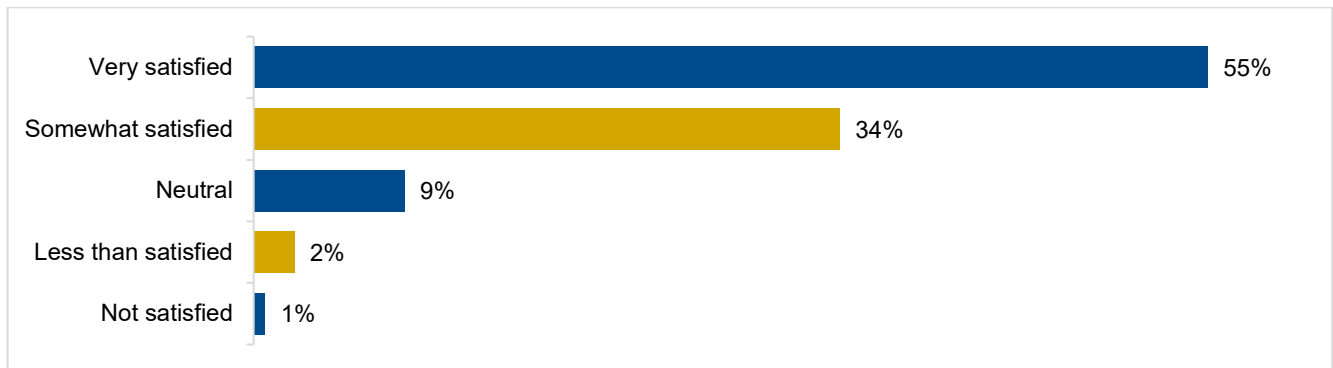
Figure 31: Reasons For Not Using Services Often, Oakville Public Library



## Library Satisfaction and Importance

Respondents were asked to rate their overall level of satisfaction with respect to Oakville Public Library. Over half (55%) of the participants said that they were very satisfied, with another one-third (34%) saying they are somewhat satisfied. This suggests that most participants (89%) are satisfied with the services provided by Oakville Public Library.

Figure 32: Overall Satisfaction, Oakville Public Library



The variety of books and materials is noted as the most important service by respondents who ranked ten services by priority (8.93 score out of 10). This is followed by the quality of service received by staff (8.02) and the variety of programs offered (6.80). The top ten services found most important by respondents are listed below.

Table 6: Importance of Services, Oakville Public Library

Answers	Overall Score
The variety of books and other materials available to borrow	8.93
The quality of service received by staff	8.02
The variety of programs offered	6.80

Answers	Overall Score
The hours of operation	6.41
The quality of the wireless internet	5.73
The variety of technology services offered	5.61
The number of meeting/community rooms available for use	3.75
The number of seats available to study, work or read at the library I use	3.74
The number of computers available for use	3.64
The software available on the library's computers	3.16

## Improvements & Opportunities

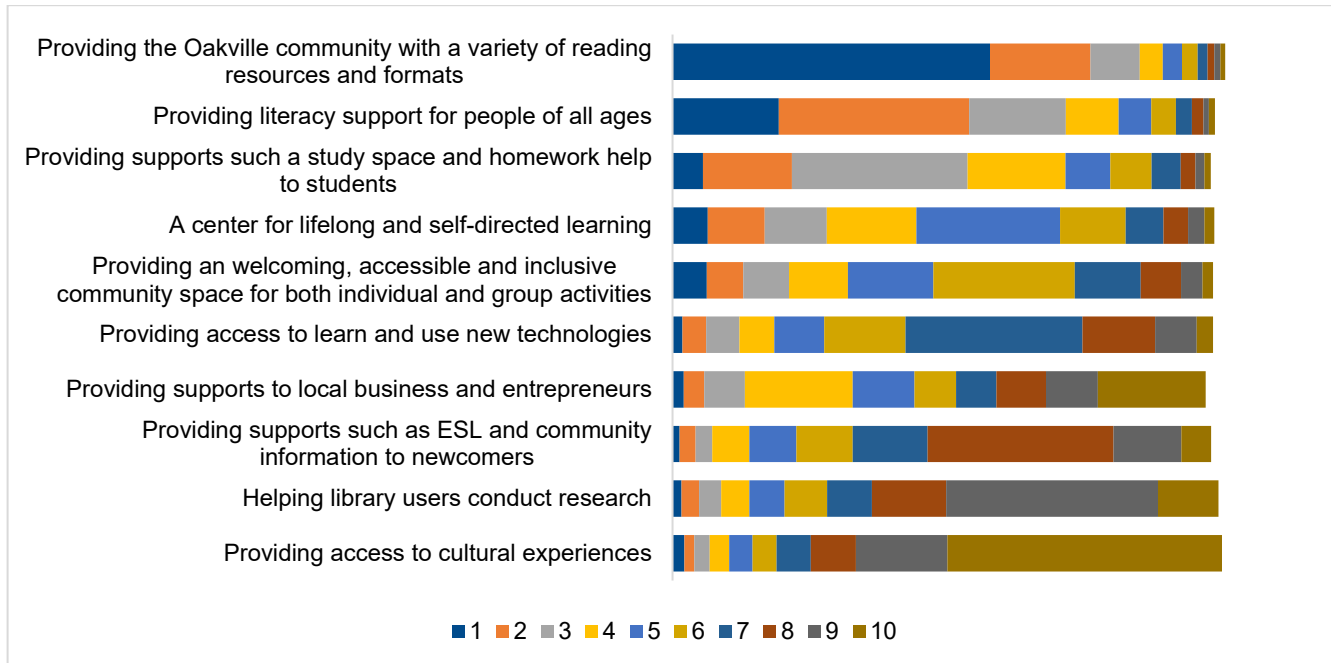
The survey asked what the Oakville Public Library can do to better service their customers. The most common response (52%) was faster access to new and bestselling materials. This was followed by opinions such as a larger collection available (37%) and more events (33%). Specialized groups and programs are also found within the top ten list, although it is evident that the top responses are more inclusive of all users.

Table 7: Better Service Recommendations, Oakville Public Library

Answers	Support
Faster access to new and bestselling materials	51%
Larger collection	37%
More events (e.g. Evening for Booklovers, OPL's Escape Room)	33%
Increased programs for adults	27%
Access to specialized software like Adobe Photoshop	19%
Increased programs for children	19%
Access to specialized technologies such as a recording studio, vinyl cutter, etc.	19%
Increased work and study space	16%
Increased programs for teens	16%
Increased access to meeting and collaboration spaces	9%

Library users were asked to rank in order of priority the most important aspects of the public library, with 1 being the highest priority. The top priority was providing the Oakville community with a variety of reading resources and formats (57%), followed by providing literacy support for people of all ages (35%) and providing supports such as study space and homework to help students (33%).

Figure 33: Importance of Public Library Aspects, Oakville Public Library



## Notable Findings

This survey was completed in summer 2021, during an active stage of the COVID-19 pandemic. While most library services had returned in some capacity, there were still some restrictions that may have impacted how customers accessed and used their local library.

The survey did not find any significant differences based on respondent’s area of residents. No matter where respondents lived in Oakville, their needs were relatively similar, based on these results.

Though there were fewer respondents under the age of 25 years, there were several categories in which they differed from their older counterparts, namely in their frequency of use (younger people use the library more, and more frequently) and in their satisfaction level (younger people tended to be more satisfied with services).

There is evidence that library users want more event opportunities such as Evening for Booklovers and OPL’s escape room (the third most common response as to how the library can provide better services to their customers). This response provides support for the implementation of additional events and programs for library users.

**Considerations for the Master Plan:**

Libraries are well used by residents across the town and received very high levels of satisfaction. Residents use the library for a wide variety of reasons and services, but borrowing of books and other physical materials remains the most dominant reason, despite the rise of digital services, online information, and demand for study/work space.

## 6. Considerations for the Master Plan

The following items have been identified throughout this report for further consideration through the master planning process:

1. **Parks, recreation, and libraries are viewed as essential services:** Residents have spoken! Parks, recreation, and libraries are the top qualities that make Oakville livable and are critical contributors to the town's quality of life.
2. **Oakville is an active community:** Most residents take part in a variety of casual, self-directed leisure activities (e.g., walking, biking, hiking, swimming, etc.) and use the Oakville Public Library. Furthermore, most households can participate as often as they would like, suggesting strong satisfaction with existing opportunities and low barriers to entry. User groups also reported strong participation rates (and expect this to continue, generally in-line with population growth), which is indicative of a community with a robust network of volunteers, clubs, organizations, and service providers.
3. **Satisfaction with existing parks, facilities, and services is strong:** The town's most used facilities are its multi-use community centres with library branches, with most receiving very high ratings for safety, maintenance, and location. Most facilities are conveniently located for residents and there is a general desire to see existing venues maintained/upgraded before building new.
4. **Passive park spaces are appreciated by residents of all ages and abilities:** Through the citizen and master plan surveys, residents told us they highly value passive parks with open spaces and trails. However, residents use Oakville's parks in many different ways and are seeking the addition of a variety of new passive and active amenities to support a range of uses. Climate change, environmental sustainability, and greenspace protection are also becoming more prominent themes in the town's future planning.
5. **Outdoor recreation demands are growing:** Even with all COVID-19 restrictions now lifted, the survey found that Oakville residents are participating more outdoors than they were before the pandemic. More importantly, residents expect this trend to continue, with more than one-half expecting their participation in parks, recreation, and library activities to be greater in the future.



6. **Residents value opportunities for casual play and self-scheduled activities:** Through the citizen and master plan surveys, we heard about demand for unstructured uses and inclusive recreation programs and spaces. As Oakville grows, it is also becoming more diverse and require a greater emphasis on inclusion, equity, and a high quality public realm.
7. **Oakville residents support investment in spaces and amenities that can be used by children, youth, and people of all ages:** Despite strong levels of satisfaction with existing facilities, the survey found high levels of support for additional investment in many facility types, most notably items that benefit residents of all ages (e.g., park washrooms, parkland acquisition, pools, gymnasiums, etc.) and that support children and youth (e.g., playgrounds, youth facilities, splash pads, etc.). Lesser demand was expressed for facilities with lower participation profiles (e.g., saunas, cricket fields, disc golf courses, etc.) and for facilities serving traditional team sports (e.g., soccer fields, ball diamonds, arenas, etc.).
8. **Residents are seeking greater access to programs:** If the town could do one thing to encourage residents to use its recreation and library facilities more, it would be offering a greater variety of programs and events. For those experiencing barriers, the primary request was for more program times (especially for activities such as pickleball, tennis and swimming).
9. **People still love books, but library use is changing:** Residents use the library for a wide variety of reasons and services, but borrowing of books and other physical materials remains the most dominant reason, despite the rise of digital services, online information, and demand for study/work space. More programming, larger collections, extended hours, and reading gardens were the most common suggestions for increasing usage of public libraries.
10. **As we emerge from the COVID-19 pandemic, some challenges remain:** The COVID-19 pandemic was an unprecedented time for the parks, recreation, and library sector and many community organizations continue to be presented with new challenges in this post-pandemic period. Declining volunteerism, rising costs, professionalization of youth sport, and a lack of facility access are concerns for several groups, many of which are seeking ways to reduce the impact on their members so they can maintain strong registration levels. Some households with older age profiles also remain more cautious about how they participate, especially indoors.
11. **The future of Oakville's older arenas and public libraries requires special attention:** Oakville's older stand-alone arena facilities received the lowest overall ratings within the survey, with suggestions for updating/expansion and broader programming. Furthermore, residents were more likely to indicate that older, stand-alone library branches require updating/expansion.
12. **A framework is needed to address special requests:** Through the consultation program, we heard from enthusiasts of several emerging activities in Oakville, including those seeking additional or upgraded rugby fields, sauna facilities, pickleball courts, and indoor swimming pools. Several sports are also seeking opportunities for

year-round training and cannot gain adequate access to existing facilities. While some requested spaces that can be used by a variety of activities, some organizations are seeking dedicated access to support their growing programs.

13. **Partnerships and collaborations will be important to moving forward:** There is a spirit of cooperation amongst community groups, as many recognize the challenges of facility development and are open to working together to achieve common goals. For example, many organizations are open to cost-sharing for facility enhancements. The town has many processes in place to support community groups and frequently communicates with this network to coordinate service delivery. Long-term planning is essential to supporting a strong and diverse network of recreation providers, and community organizations are willing to continue their discussions with the town for the betterment of all residents.

# Appendix A: Community Survey Results

The full community survey results are provided on the following pages.

The tables below contain the results of the cross-tabulation analysis depicting perspectives on the specific community facilities that the respondents use most often.

## Community Centres and Arenas

	Glen Abbey CC	Iroquois Ridge CC	Joshua's Creek Arena	Kinoak Arena	Maple Grove Arena	Oakville Trafalgar CC
<b>Strongly Agree / Agree</b>						
The time it takes you to travel to this facility is reasonable	89%	86%	75%	100%	86%	90%
This facility has the features and amenities I need	87%	79%	70%	60%	71%	88%
The facility offers quality programming that suits my needs	74%	72%	60%	40%	57%	75%
This facility is in good condition overall	86%	87%	85%	40%	64%	96%
This facility should be updated or expanded	64%	64%	65%	60%	79%	34%
This facility is clean and well maintained	91%	90%	90%	60%	71%	97%
I feel safe at this facility	96%	94%	95%	80%	71%	96%
This facility is welcoming to all members of the community	90%	87%	90%	80%	79%	85%
This facility is too crowded and busy	61%	62%	20%	40%	46%	42%
The hours of operation at this facility are acceptable	80%	83%	70%	40%	57%	85%
The cost to use the facility is acceptable	80%	84%	55%	80%	71%	88%
<b>Responses</b>	<b>381</b>	<b>278</b>	<b>21</b>	<b>6</b>	<b>16</b>	<b>253</b>
<b>Average</b>	<b>82%</b>	<b>81%</b>	<b>70%</b>	<b>62%</b>	<b>68%</b>	<b>80%</b>

	Queen Elizabeth Park CCC	River Oaks CC	Sir John Colborne SC	Sixteen Mile SC	Trafalgar Park CC	White Oaks Pool	AVG
<b>Strongly Agree / Agree</b>							
The time it takes you to travel to this facility is reasonable	87%	93%	91%	90%	96%	83%	89%
This facility has the features and amenities I need	88%	67%	91%	83%	85%	79%	83%
The facility offers quality programming that suits my needs	80%	72%	86%	77%	73%	72%	74%
This facility is in good condition overall	91%	79%	94%	98%	97%	83%	89%
This facility should be updated or expanded	49%	78%	48%	66%	33%	72%	56%
This facility is clean and well maintained	92%	89%	97%	99%	95%	86%	92%
I feel safe at this facility	98%	94%	100%	99%	96%	93%	95%
This facility is welcoming to all members of the community	89%	90%	91%	92%	83%	93%	88%
This facility is too crowded and busy	32%	54%	40%	61%	35%	41%	49%
The hours of operation at this facility are acceptable	80%	87%	88%	90%	82%	64%	82%
The cost to use the facility is acceptable	80%	89%	88%	76%	81%	83%	82%
<b>Responses</b>	<b>297</b>	<b>109</b>	<b>66</b>	<b>97</b>	<b>139</b>	<b>31</b>	<b>1694</b>
<b>Average</b>	<b>79%</b>	<b>81%</b>	<b>83%</b>	<b>85%</b>	<b>78%</b>	<b>77%</b>	<b>80%</b>



## Public Libraries

<b>Strongly Agree / Agree</b>	<b>Central</b>	<b>Clearview</b>	<b>Glen Abbey</b>	<b>Iroquois Ridge</b>	<b>Sixteen Mile</b>	<b>White Oaks</b>	<b>Wood-side</b>	<b>OPL Express</b>	<b>AVG</b>
The time it takes me to travel to this facility is reasonable	93%	94%	93%	93%	96%	95%	94%	100%	93%
This facility has the features and amenities I need	92%	56%	90%	92%	80%	91%	88%	64%	88%
The facility offers quality programming that suits my needs	59%	37%	67%	67%	52%	59%	53%	30%	60%
This facility is in good condition overall	79%	75%	93%	95%	80%	86%	89%	80%	87%
This facility should be updated or expanded	64%	82%	45%	50%	80%	62%	51%	45%	55%
This facility is clean and well maintained	91%	96%	94%	97%	96%	93%	96%	82%	93%
I feel safe at this facility	97%	98%	97%	98%	92%	96%	97%	73%	96%
This facility is welcoming to all members of the community	86%	92%	93%	90%	92%	86%	88%	82%	88%
This facility is too crowded and busy	16%	38%	50%	47%	27%	42%	16%	18%	34%
The hours of operation at this facility are acceptable	82%	48%	81%	84%	65%	82%	87%	82%	80%
<b>Responses</b>	<b>364</b>	<b>53</b>	<b>408</b>	<b>300</b>	<b>54</b>	<b>106</b>	<b>219</b>	<b>12</b>	<b>1516</b>
<b>Average</b>	<b>76%</b>	<b>72%</b>	<b>80%</b>	<b>81%</b>	<b>76%</b>	<b>79%</b>	<b>76%</b>	<b>66%</b>	<b>77%</b>

# Appendix B: Record of Input from Public Open Houses

Detailed below are the comments received through the six public open house sessions held in May 2023 to solicit input on improvements to parks, recreation and library facilities in Oakville.

## 1. Indoor Recreation

### What would you like to do in Oakville's Community Centres that you cannot do now?

- Indoor rugby and other field sports such as pickleball (x4)
- Paddle board, yoga and fitness
- Rugby fields and dedicated gyms
- Indoor and outdoor volleyball courts
- Older adult meeting space
- Community theatre space
- New accessible washroom stall at New 16 Mile Creek
- Keep the outdoor pools open longer
- Indoor field turf
- Multipurpose bigger pool size, facilities to open earlier
- Sauna close to home, steam room, jacuzzi, conversation pool, kid slide
- Sign up for drop in pickleball, more zumba, skill level programs
- Drop-in badminton
- Dry land training spaces, gyms for groups or teams
- Newborn activities
- Activities offered for young families is a priority

### How can we improve Oakville's existing indoor recreation facilities?

- Current sauna at Glen Abbey RC is overcrowded (covid concerns also limit participation) (x3)
- Year round facility for Crusaders rugby (x3)
- More pickleball times after 9-5 jobs and on weekends during fall and winter
- More youth volleyball
- Make another indoor place for field sports like soccer and rugby, OSC is always fully booked
- Indoor field facility or bubble like at Appleby for other sports besides soccer
- More lighting at sports fields to increase usage time
- Placing bubbles over certain facilities to offer more during the winter
- Facilities are always booked but never seem to be used
- Pools and saunas are overcrowded
- More adjustable water temperature showers in the aquatic centres

### **What new indoor recreation amenities are required? And where?**

- Saunas, health benefits and prevention (x6)
- Don't remove sauna at Glen Abbey RC, consider another sauna facility to serve growth
- Indoor facilities to carry out rugby year round
- Water polo at the indoor pools
- Falgarwood could benefit from an indoor year round facility (community centre or library)
- More indoor facilities in general, currently residents are using other municipality's amenities
- More turf spaces for many field sports (x2) soccer, football, rugby
- More aquatic amenities under one roof such as lap pool, therapeutic pool, sauna, kids pool, etc.
- Indoor tennis facility, pickleball as well, Burlington racquet club sold so demand will be even higher for space

## **2. Outdoor Recreation**

### **What would you like to do in Oakville's parks that you cannot do now?**

- Pop up liquor centre in parks like in UK (x2)
- Wind screens around courts (x2)
- More turf fields (x2)
- Golf
- Cross Country Ski
- Wave pool, bigger pool size, drone park, obstacle course
- Farmers markets

### **How can we improve existing parks, trails and outdoor recreation facilities?**

- More garbage and trash pick up (x3)
- Connect parks with public trails (x3)
- More pickleball courts in central Oakville and Iroquois Ridge CC (x2)
- Wayfinding signs and QR codes on trails
- Replace Abbey Park/Glen Abbey field turf and add score board
- Better linked cycle lanes
- Connect waterfront trail for leisure and create bike lanes
- Glen Abbey tennis courts need improvements
- Tennis court conditions need to be improved, quantity is good but need more maintenance
- Improve signage throughout trails to help navigate users, when full foliage people do get lost specifically sixteen mile
- Major issue with developing Sixteen Mile, will be ticks
- Study lighting to maximize field play but limit light pollution
- Community events for residents to get together and involve more people in park spaces

### **What new parks and outdoor recreation amenities are required? And where?**

- Rugby facilities (x14) for Crusaders; support boys and girls high level training
- More all year long amenities in Falgarwood

- More waste bins for pet waste on the Morrison Valley trail
- More benches along the Morrison Valley trail
- Pop up pickleball courts, use vacant/underutilized parking lots (private)
- Waterfront access incorporate boat launches and parks
- Larger outdoor skating rink like the City of Brampton, Mississauga and Waterdown
- More outdoor winter facilities such as skating rinks, winter gatherings
- More dog off leash trail areas, not just small open spaces
- More outdoor public fields near the downtown area, none within reasonable walking distance
- Clubhouse and bar
- Need more adaptable parks, flexibility is key

### 3. Public Libraries

#### What would you like to do in Oakville's public libraries that you cannot do now?

- More reading events for kids "pre-school" and toddler in neighbourhood parks especially in summer
- Tutoring spaces
- Book club and book exchanges
- Trail passes at local facility
- Interview training, CV writing, co working spaces
- Expand on offering park passes idea, such as museums and other cultural facilities
- Bookmobile to connect the library to the community
- Create collocating spaces with students/schools
- Co-locate spaces in libraries close to Oakville neighbourhoods is important
- Volunteer postings at libraries

#### How can we improve existing Oakville Public Library facilities?

- Better hours for school aged children such as weekends instead of Monday
- Improve reference section
- Maintain branch network, important to have full access
- More e-books and audiobooks, link to Libby app
- More study spaces in library
- Add more seating in Central libraries, always crowded
- Some library seems to have less books than before
- 3 weeks for online access books is not long enough to read
- Senior computer/iPad literacy programs
- Smart watches training
- Expand digital magazine periodicals collection
- CU writing services
- Provide a dedicated students space
- Focus on connecting people
- Collocate the right services
- Build partnerships

## What new public library amenities and services are required? And where?

- Outdoor education on native plants and invasive species (x2)
- Library at OTCC
- Better marketing awareness of amenities

## 4. What other trends should we consider?

### Facilities and Parks

- Blend sports fields in with parks to attract families and spectators, mingle spots
- More space for rugby facilities
- People really enjoy socializing
- Keep fencing around parks to a minimum for accessibility with both humans and animals
- Continue to connect parks through trails systems that are cycle and pedestrian friendly to encourage other methods of accessing recreation versus the car
- More places where people can engage with one another

### Participation

- Potential for rugby to connect with Canada's indigenous population (example: New Zealand), only the Crusaders club is as influential in Canada
- Rugby is a fairly cheap sport to play compared to other sports, a great opportunity to be inclusive for all community members
- Keep outdoor pools open
- Certainly a need for a world class rugby facility

### Service Delivery

- No new user fees, keep service levels without raising taxes
- Rugby is a world sport and as we grow and attract more citizens our world sport matters more
- Being outdoors, building community, supporting diversity and inclusion are all values shared by the Crusader rugby club

### Libraries

- Library programs and facilities are safe spaces and help ensure equity of opportunity and programs for all residents
- Libraries are essential "3rd spaces" clearly missed during closures and lockdowns
- Access to technology resources including internet and important for students, job search, access, general information

## 5. How has the COVID-19 pandemic affected how you use parks, recreation, and library facilities?

- Look for library books online and placing holds
- Using parks and trails more
- Use local parks more and looking for entertainment that is closer and cheaper
- Enjoyed the new pétanque court
- More active transportation using parks and trails
- Lack of access to community resources
- Need outdoor activities
- Needed to be more coordination with the surrounding municipalities, some things locked down for much longer than other nearby parks
- Covid made people rethink trails and created a means for active transportation
- Made residents discover and explore trails
- Stopped using the pool and likely wont use it again until they are less crowded
- Introduced biking and hiking to someone's fitness routines and made them discover Oakville more
- Pickleball has really grown in popularity during this time

## 6. Do you have any other suggestions?

- Charity or community walks for families and groups
- More dedicated bike lanes
- Unaware of upcoming events
- Hot jacuzzi and slides for kids at some pools
- Add park and rec options in Bronte Creek Westmount
- Clean up litter in Oakville
- Every field sport uses OSC for training, need another indoor field area to accommodate the large demand
- More active transportation connections to parks and trails
- Need social space for Crusaders and the kids to connect more, helps with mental health and space to grow
- More enclosed bus rest stops for use during winter
- Cross marketing with local businesses
- Buddy system check-in
- Fear safety using trails alone due to coyotes
- Please provide more saunas for everybody to enjoy, slides for kids and jacuzzi
- Thanks for all that you do, we have a big need for more saunas and longer time to access swimming pool
- Thank you for the opportunity to advocate for libraries and the Crusaders Rugby club
- Crusaders rugby club needs a similar facility to Oakville soccer having Pine Glen, if you build it more will come
- Replace the Abbey Park High School field to turf and add a score board, share with high school and recreation centre
- Build indoor and outdoor rugby pitch with community area/ bar and bbq
- Sponsorships are beneficial to services and facilities

# Appendix C: Stakeholder Group Listing

Below is a listing of the 110 community organizations that were invited to attend one or more of eight (8) virtual workshops that were held in May 2023.

## List of Organizations Invited

1. Achev Newcomer Info Centre - Oakville
2. Art Address
3. Art Council, Halton Healthcare (OTMH)
4. Art House
5. Artworks Oakville Association
6. Bandology
7. Black Mentorship
8. Blue Devils
9. BurlOak Theatre group
10. Canadian Caribbean Association of Halton
11. Circle of Harmony
12. CSC Oakville Hrvat Soccer
13. DontGetLost Adventure Running
14. Falgarwood Badminton Club
15. Food for Life
16. Friends of the Library
17. Glen Abbey Slo-Pitch
18. Grace Dance Academy
19. Grandmothers Voice (Indigenous Community)
20. Halton Black Voices
21. Halton Dance Network
22. Halton District School Board
23. Halton Environmental Network
24. Halton Equity and Diversity Roundtable
25. High Rendition Jazz
26. I AM. I CAN. I WILL
27. Intrada Brass of Oakville
28. Iroquois Ridge Older Adult Centre
29. Joseph Rumi Galleries
30. Joshua Creek Heritage Art Centre
31. Kerr St Big Band
32. Ladies Over 35 Indoor Soccer
33. Lakeside Volleyball Club

34. Little rebels music
35. Masterworks of Oakville Chorus and Choir
36. Mississaugas of the Credit First Nations
37. MY Voice Canada
38. Oak Badminton Club
39. Oakville Aquatics Club
40. Oakville Art Society
41. Oakville Arts Council
42. Oakville Asian Basketball Group
43. Oakville Association of Knitters and Crocheters
44. Oakville Basketball
45. Oakville Blades
46. Oakville Camera Club
47. Oakville Chinese Network Society
48. Oakville Choral Society
49. Oakville Community Table Tennis Association
50. Oakville Cricket Club
51. Oakville Crusaders Rugby Club
52. Oakville Festivals of Film and Art
53. Oakville Fibre Artists
54. Oakville Galleries
55. Oakville Girls Softball Association
56. Oakville Gymnastics Club
57. Oakville Historical Society
58. Oakville Hornets Girls Hockey Association
59. Oakville Improv Theatre Company
60. Oakville Lacrosse
61. Oakville Little League
62. Oakville Masters Swim Club
63. Oakville MCM Soccer Club
64. Oakville Minor Baseball)
65. Oakville Oriental Arts Club
66. Oakville Pickleball Association
67. Oakville Quilters Guild
68. Oakville Rangers Hockey Club
69. Oakville Renegades
70. Oakville Running Club
71. Oakville Scottish Country Dance Group
72. Oakville Sculptors and Wood Carvers Guild
73. Oakville Senior Ladies Basketball League



74. Oakville Sewers Forum
75. Oakville Soccer Club
76. Oakville Speed Skating
77. Oakville Suzuki Association
78. Oakville Symphony Orchestra
79. Oakville Thunder Volleyball Club
80. Oakville Titans Football
81. Oakville Trafalgar Badminton Club
82. Oakville Vytis (Girls Basketball)
83. Oakville Wind Orchestra
84. Oakville Ladies Field Hockey Club
85. Our Kids Network
86. PFLAG Halton
87. Project Autism
88. Queen Elizabeth Park CCC Older Adult Centre
89. Rainbow Studio Gallery & Café
90. River Oaks Mature Adults Club
91. Royal Oaks Big Band
92. Sabor Latino Dance
93. Seniors Policy Review Group
94. Seniors Working Action Group
95. Sir John Colborne Recreation Centre Board of Directors
96. Skate Oakville
97. Sledge Hockey
98. Sport Oakville
99. Summer and Grace Gallery
100. Tempus Choral Society
101. The NotAbles performance rehearsal group
102. The Oakville Choir for Children and Youth/aka Oakville Children's Choir
103. The Oakville Players
104. Thompson Band
105. Trafalgar Park Older Adults Centre
106. Trias Gallery
107. Westend Studios
108. World of Threads Festival
109. Yuan Yin Group

# Appendix D: Promotional Material Samples

**Do our spaces inspire?**

Share how you connect with our spaces.

Through our Parks, Recreation and Library Facilities Master Plan, the town is looking to strengthen community connections in the spaces where everyone belongs.



**Do you feel set up for success?**

Say how you play.

Let us know by participating in our upcoming open house opportunities. Through our Parks, Recreation and Library Facilities Master Plan, the town is looking to strengthen community connections in the spaces where everyone belongs.



**Do you feel part of a community?**

Tell us how you belong in our spaces and what ideas you have on how to improve them.

Through our Parks, Recreation and Library Facilities Master Plan, the town is looking to strengthen community connections in the spaces where everyone belongs.



**Are you learning new skills?**

Let us know.

Through our Parks, Recreation and Library Facilities Master Plan, the town is looking to strengthen community connections in the spaces where everyone belongs.



# Are you feeling **connected?**

**Tell us how you belong in our spaces and what ideas you have on how to improve them.**

Through our Parks, Recreation and Library Facilities Master Plan, the town is looking to strengthen community connections in the spaces where everyone belongs.

OAKVILLE  
OPL  
Oakville Public Library

# Do our spaces allow **escape?**

**Share how you connect with our spaces.**

Through our Parks, Recreation and Library Facilities Master Plan, the town is looking to strengthen community connections in the spaces where everyone belongs.

OAKVILLE  
OPL  
Oakville Public Library



...



...



Liked by **jane.mcdavid97** and **others**  
**townofoakville** Join us at an upcoming open house starting May 3! Tell us what programs and services are important to you and how you see... [more](#)  
 April 30



Liked by **jane.mcdavid97** and **others**  
**townofoakville** Have your say! Share how you connect with our community parks, recreation and culture facilities and libraries! Take our online... [more](#)  
 April 17